



# KING DAVID



**FEBRUARY**

# HERE'S WHAT YOU NEED TO KNOW!

## SUGGESTED FLOW OF THE MORNING

- **Huddle** - This should happen before doors open
- **Pre-lesson time** - Play music and play with kids
- **Lesson\***
  - Basic Truth Song
  - Memory Verse with Motions
  - Bible Story
  - Pray
  - Activities
- **Dismissal\*\***
  - Check tags/return items
  - Clean toys/surfaces

\*Choose 1 or more of these elements to do during the hour. It doesn't have to involve every child!

\*\*Check with your campus coordinator for specific procedures

## I am made by God.

(Point to self)



*I*


*am made*



*by God*

## WHAT YOU NEED TODAY

- **Bible Story Time: (ALL AGES)**
  - Story Telling Gathering Place (special blanket, rug, area, etc.)
  - Beginners Bible
  - Basic Truth Song
  - Memory Verse with Motions
- **Activities: (ALL AGES)**
  - Little People
  - Baby Dolls
  - Child safe mirror
- **Craft: (WALKERS/TODDLERS)**
  - "King David" Print out - 1 half page per kid
  - Washable ink pad (yellow) with wet wipes
  - Crayons - optional



**David was just a shepherd, but God had big plans for Him!  
David loved God and obeyed Him. While David was watching over his sheep he  
would sing songs of praise to God.**

**One day, God sent a special helper named Samuel to David's house to choose the next king of Judah.**

**Samuel looked at all of David's older brothers, but God told him that none of them were going to be the next king.**



**God knew David inside and out and knew that David loved God. God chose David to be the next king!**

**God knew all about David and loved him. God knows you and loves you because He made you!**

**I AM MADE BY GOD!**






**PRAY:**  
**Dear God,**  
**Big and small,**  
**my friends and me,**  
**you made it all.**  
**Amen**

# BASIC TRUTH


## I am made by God.

(Point to self)



*I*

*am made*



*by God*

# ACTIVITY TIME

## **START HERE**

*These activities are not meant to be all done every week by everyone. Instead, choose one or more that make sense for the dynamics of the day. Even if you can only do the same activity for the entire month - that is a win!*

## **BIBLE STORY REVIEW ACTIVITIES**

### **STORY TRAIN**

*Put the story pictures around the room. Either as a group or one-on-one with a child, 'choo-choo' from one picture to the next in order.*

### **LITTLE PEOPLE RETELL**

*Use Little People toys to retell the story.*

### **ACT IT OUT**

*Use baby dolls to retell the story. Line the baby dolls up to be David's brothers. Say 'no' to each one until you get to the one that is 'David'. Say, 'God chose David. David was made for a purpose and so are you!'*

## **BASIC TRUTH ACTIVITIES**

### **BASIC TRUTH SONG**

*Play or sing the Basic Truth Song.*

### **SENSORY EXPLORATION**

*Hold up a child-safe mirror to each kid and say 'You are made for a purpose!'*

## **CRAFT**

### **CRAFT FOR WALKERS AND ABOVE**

*Use a stamp with washable ink to stamp a hand print on top of the smiley face on the activity page so it looks like a crown. Wipe hands with baby wipe after. Allow kids to color the picture with crayons.*