




CREATION: ADAM AND EVE



JUNE

HERE'S WHAT YOU NEED TO KNOW!

SUGGESTED FLOW OF THE MORNING

- **Huddle** - This should happen before doors open
- **Pre-lesson time** - Play music and play with kids
- **Lesson***
 - Basic Truth Song
 - Memory Verse with Motions
 - Bible Story
 - Pray
 - Activities
- **Dismissal****
 - Check tags/return items
 - Clean toys/surfaces

*Choose 1 or more of these elements to do during the hour. It doesn't have to involve every child!

**Check with your campus coordinator for specific procedures

I am made by God.

(Point to self)



I

am made



by God

WHAT YOU NEED TODAY


- **Bible Story Time: (ALL AGES)**
 - Story Telling Gathering Place (special blanket, rug, area, etc.)
 - Beginners Bible
 - Basic Truth Song
 - Basic Truth with Motions
- **Activities: (ALL AGES)**
 - Items representing what God has made (a leaf, stuffed animal, etc.)
 - Child-safe Mirror
- **Craft: (WALKERS/TODDLERS)**
 - "Creation" Activity Page
 - Creation-related stickers




**In the beginning there was NOTHING. But God had a plan. He was going to make everything with just His words!
He made the night time and day time...**




**...He made trees, water, birds,
insects, fish, elephants, sheep,
cats, and so much more! God
made EVERYTHING!**





**On the sixth day, God made Adam and Eve in His image - the first man and woman.
Everyone and everything is made special by God.
I AM MADE BY GOD!**

An illustration of Adam and Eve in the Garden of Eden. Adam, on the left, is a man with dark, curly hair, shirtless, standing behind a green bush. Eve, on the right, is a woman with long, dark hair, also shirtless, standing behind a similar green bush. In the background, there are two large trees with green foliage. The tree on the right has several red apples hanging from its branches. The ground is a light green field, and the sky is a pale blue.


SAY: Open them close
them, open them close
them, give a little
clap, open them close
them, open them,
close them, fold them
in your lap.

PRAY:
Dear God,
Big and small,
my friends and me,
you made it all.
Amen

BASIC TRUTH


I am made by God.

(Point to self)



I

am made



by God

ACTIVITY TIME

START HERE

These activities are not meant to be all done every week by everyone. Instead, choose one or more that make sense for the dynamics of the day. Even if you can only do the same activity for the entire month - that is a win!

BIBLE STORY REVIEW ACTIVITIES

STORY TRAIN

Put the story pictures around the room. Either as a group or one-on-one with a child, 'choo-choo' from one picture to the next in order.

SENSORY REVIEW

Gather items that represent what God has made (picture of the sun, leaf, stuffed animal, etc.). Pass around each one and say, "God made ____ and God made you!"

BASIC TRUTH ACTIVITIES

BASIC TRUTH SONG

Play or sing the Basic Truth Song.

I AM MADE BY GOD

Hold up the mirror so kids can see themselves in it. Say, "I am made by God!"

CRAFT

CREATION CRAFT FOR WALKERS AND ABOVE

Have kids put the creation stickers on their page.