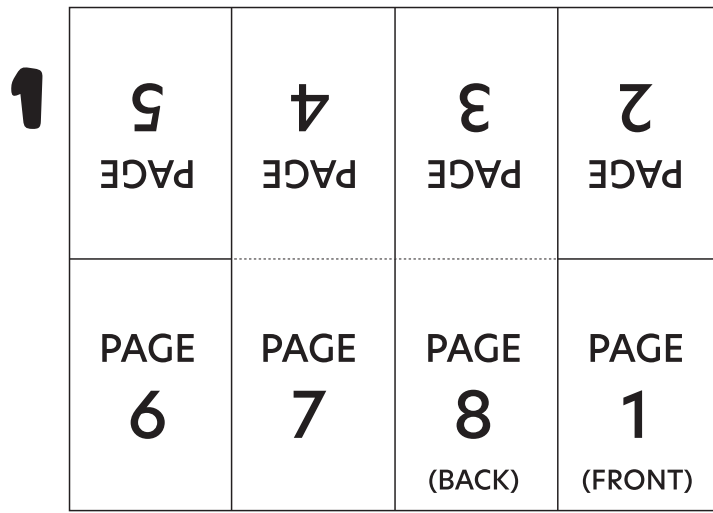
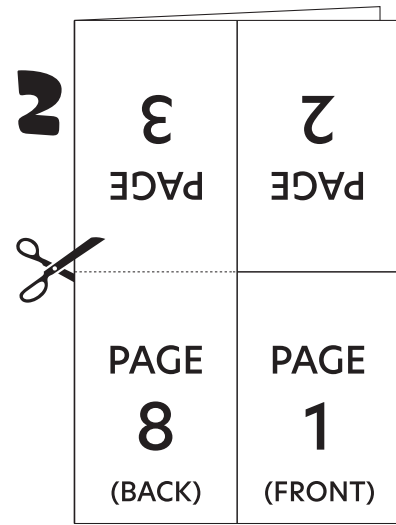



# HOW TO MAKE YOUR PRAYER JOURNAL ZINE



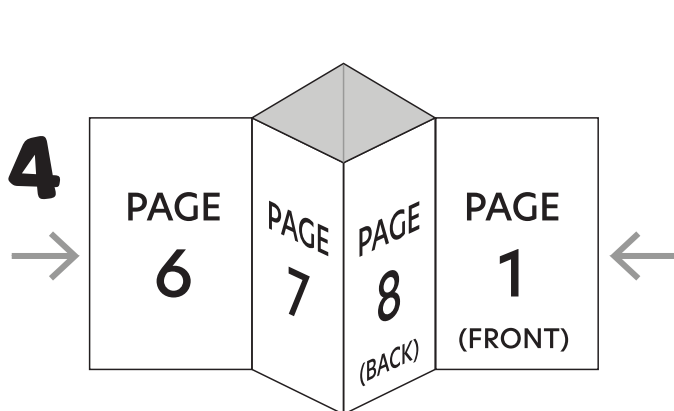
Fold paper on all lines then open.




Fold paper in half, then cut along the dotted line as shown above.



Open and fold lengthwise.



Push in on both ends.



Fold the book and close.

**What to Do:**  
Print on paper, one for each Small Group.

**"Prayer Journal Steps" Activity Page**  
July 2025, Week 2, Small Group Preteen  
© 2025 Amazing Life Foundation. All rights reserved.