

Preschool | W2

Leader Summary

Jesus tells a story about a shepherd who has 100 sheep ... until he loses one. The shepherd leaves the 99 and searches until he finds the lost one. Then, he joyfully carries it home and celebrates. Jesus tells this story to show that He loves everyone like the shepherd loves his sheep. He sees us, no matter where we are or what we've done, and He seeks us out to bring us close to Him.

Small Group Connect Time (20 minutes)

Large Group(25minutes)

Countdown and Welcome
Worship
Story
Prayer

Small Group(25 minutes)

Activity 1
Activity 2
Memory Verse with Motions
Prayer
Parent Pick Up Activity

Home:

First Look Placemats



Bible Story

The Lost Sheep • Luke 15:3-7
Jesus sees me.

Key Question

Who loves you?

Bottom Line

Jesus loves me.

Memory Verse

Jesus said, "Let the children come to me." •
Matthew 19:14 NLT

25 min

Connect Time

25 min

Welcome Time

What You Need

No supplies needed

Opening Activity

What You Need

No supplies needed

What You Do:

Play intro music in the background as you greet preschoolers and follow the KidCity check-in procedures. Set out a few favorite toys, such as puzzles and blocks.

Kid Connect time is spent building relationships with the kids. Gather your Small Group together for some intentional connecting time before Large Group. You can do small activities while you chat together (like coloring or building with blocks) or just sit and listen to each other. Ask your kids relationship-building questions like:

- How old are you?
- Do you have a favorite stuffed animal?
- Do you have a brother, sister, or pet? What are their names?
- What do you like to play at home?
- What's your favorite food/color/animal/ice cream flavor?

Transition to Large Group...

11 min

Large Group

Countdown and Welcome

What You Need

No supplies needed

LGL: "Hello my friends! How are you today? Come and sit with me. I am so glad you are here! My name is [your name]. I'm excited to spend time with you today! We are getting ready to sing and dance and hear a true story from the Bible. Before we do let's go over our rules and truths. Here in KidCity we have three rules. How many rules do we have? (Kids respond.) That's right! Three rules. Let's go over our rules now. (List rules while counting on fingers.) "

1. Be kind. We can be kind by using our indoor speaking voices, by staying on our blankets (or whatever space you have), and by obeying our leaders.

2. Be safe. We can be safe by walking around the classroom and keeping our hands to ourselves.

3. Have fun! We are going to have SO much fun, and that's because you are here!

"Can everybody follow those rules today? (Kids respond.) Great! KidCity is a place where we learn about God and Jesus! And there are three big truths that we want you to know. Let's say them all together! Are you ready? "

1. I am made by God. What is it? (Kids repeat.)



2. I am loved by God no matter what. What is it? (Kids repeat.)

3. I am made for a purpose! What is it? (Kids repeat.)

3 min

Worship

What You Need

-  Jesus Loves Me Remix
-  Whole Lotta Bit

0
1

5 min

Memory Verse

What You Need

No supplies needed

LEADER: "Now, let's stand up, and let's celebrate because God loves us.
Song 1: Jesus Loves Me Remix

"Great job, friends! Did you know that God loves you! Let's sing a song about that!"

Song 2: Whole Lotta Bit

Memory Verse Video
Memory Verse Slide

LGL: "Great singing, friends! Now, let's learn some of God's words from the Bible. (*Open hands like a book.*) Are you ready? Watch me say the words from the Bible and do the motions, and then you can do them with me!

Memory Verse Video

Jesus said, Tap finger to middle of each palm.

"Let the children, Point to self.

come to me", Move hands toward self.

Matthew 19:14. Open hands like a book.

Memory Verse Slide

LGL: "Can you do that with me?"

Lead children to say the Memory Verse with Hand Motions once or twice.

3 min

Worship Closer

What You Need

No supplies needed

"Thanks for celebrating God with me! And now it's time to turn around (*spin around*) ... sit down (*sit down*) ... shake the wiggles out (*wiggle hands*) ... so we can hear (*cup hands behind ears*) what today's Bible Story is all about!"

14 min

Bible Story Intro





3 min

Intro Sketch

Host enters as Worship Leader exits.

Things host needs: Several assorted stuffed animals in a picnic basket which host will carry on stage. The sheep should be hidden on stage (behind a pillow, under a blanket, etc.).

What You Need

	Story Box	1
	Stuffed Ollie (w/ Chef's Hat-Optional)	1
	Recipe Card (1 document, 4 per page, 1/week) on cardstock	1
	Beginner's Bible	1

8 min

Wonder Bible Story (Video)

What You Need

No supplies needed

3 min

Wrap Up

What You Need

No supplies needed

10 min

Small Group

LGL- "I have my Story Box ready. I'm so excited to see what we are learning about God Today. Let's see what I have in here... (Pull out Ollie, w/ a chefs hat- optional) Who is this? (Pause) Yes, It's Ollie! Everyone say hi Ollie!"

Pull out prop that goes along with the lesson/theme...

LGL- "Look at this recipe card (hold up recipe card) chef Ollie is making a sweet treat. Let's see what he is making. Wow! That looks like a yummy ____! Can you tell what the decorations are? (Pause) Yes, I see ____ too. I wonder if that might have something to do with our Bible Story today."

LGL- "Ollie has one more thing in our Story Box." Pull out the Bible.- "What's this? (Pause.) Yes, it's the Bible! The Bible is God's word and God's word is always true. Let's get ready to watch our Bible Story Video."

LGL: "That was a cool Bible Story! Jesus told this story because He loves people like the shepherd loved his sheep. When someone feels far away or makes a mistake, Jesus comes after us to bring us close. Jesus loves everyone, including you and me! **[Bottom Line] Who loves you? Jesus loves me."** **[Bottom Line]**

Basic Truth Slide

LGL- "Let's look at what our Basic Truth says for today. I am loved by God no matter what so I can love God, love others, and love life. Jesus loves each of us so much! Because He loves us, we can love others too!"

Prayer



LGL : "We have had fun this morning, let's get ready to pray. Dear God, thank You for loving us so much that You will always come looking for us when we feel lost. Thank You for the story of the lost sheep that reminds us how important we are to you. We love You. In Jesus' name we pray, amen."

LGL dismiss to Small Group

5 min

Sheep in the Pen | Made to Play

What You Need

-  Green Sheet of Construction Paper 1
-  Cotton balls or white pom-pom Several



EveryChild Tips

EveryChild Pro-Tips:

- Provide the Memory Verse motions Activity Page for a child to follow along visually.

What You Do:

Before the Activity: Place the green construction paper in your Small Group area. Say the Memory Verse and do the motions together with the children.

During the Activity: Give each child a cotton ball/pom-pom. When you say go, ask children to toss their cotton ball/pom-pom to the pen. After everyone has tossed their sheep, have the kids say the verse and then pretend to be shepherds and gather their sheep and return to their spot. Repeat as desired.

After the Activity: Connect the Memory Verse to the Bottom Line

What You Say:

Before the Activity: "Friends, come stand with me around this green paper and we'll do the motions as we say our verse together. Ready? Here we go! 'Jesus said (tap finger to middle of each palm) "Let the children (point to children) come to me,"' (move hands toward self) Matthew 19:14. (Open hands like a book.) Great job friends! Now, we are going to play a game together where you pretend to be shepherds." (Pause.)

During the Activity: "Let's pretend this green paper is a sheep pen and these cotton balls are sheep. (Give each child a cotton ball/pom-pom.) When I say go, I want you to try and toss your sheep into the pen. Are you ready? Get set...Toss! (Pause.) Whoa! Look at all the sheep we got into the pen! Nice Job! Say the verse with me. 'Jesus said "Let the children (point to children) come to me,"' Matthew 19:14. Great! Okay shepherds, go collect your sheep. Once you get your sheep, return to your spot and we will play again. (Repeat as desired.) That was such a fun game."

- Add variety: make them toss it with their eyes closed, or a backwards toss, or put it on the back of their hand and toss...

After the Activity: "The Bible teaches us that Jesus sees us, no matter what. Jesus sees us and loves us and wants to be our friend forever. Jesus loves you (point to children) and **[Bottom Line] Jesus loves me. Who loves you? [Bottom Line] Jesus loves me."**

What You Do:


Before the Activity: Copy "Roll and Search" on cardstock. Then, cut one set per Small Group.

During the Activity: Invite one child to take turns revealing an animal. Ask child to name the animal and everyone make its sound. When the

5 min

Search and Say | Made to Move

What You Need

-  "Roll and Search" Activity Page (on cardstock) 1



EveryChild Tips

EveryChild Pro-Tips:

- Place the grid on a table so children who use wheelchairs or have limited mobility can fully participate without reaching to the floor.
- Allow children to point to the plate/square they choose and have a helper lift it.
- Let multiple children roll together or lift a plate as a team to encourage inclusion.

Memory Verse with Motions

What You Need

No supplies needed

Prayer

What You Need

No supplies needed

sheep is found, lead everyone to cheer. Reset the game by mixing up the pictures and repeat as desired.

After the Activity: Connect the Bottom Line to the Bible Story.

What You Say:

Before the Activity: "Friends, come over and let's play a game together!"

During the Activity: "Look at all these cards! (Show the kids that the cards are pictures of animals, and then place 6 cards face down, making sure one is the sheep. But don't let the kids know where the sheep is.) There's lots of different animals, but ONE card is a sheep! Let's take turns trying to find it.

[Child's name] you go pick a card. (Pause.)

Flip it over and tell us what the animal is, (Pause) Let's all make that animal sound. (Pause.)

"Did we find the sheep?"

- (If yes, celebrate. And put 6 new cards down, making sure one is the Sheep.)
- **OR**
- Not the sheep this time. Let's keep going until we find it! (kids can leave their animal card face up)

(Play as many times as kids are interested, placing 6 cards face down each time with one always being the sheep)

"That was such a fun game!"

After the Activity: "In our Bible Story today, Jesus told a story about a shepherd who loved his sheep so much that he kept looking until he found the one that was lost. Friends, Jesus loves us the same way the shepherd loves his sheep. I'm so glad that **[Bottom Line] Jesus loves me** and Jesus loves you! **Who loves you? [Bottom Line] Jesus loves me!**"


Say the memory verse using the motions from the Memory Verse Motions Poster. Repeat several times and encourage children for their efforts.

SGL: "Let's pray together. (Have kids "put both hands up in the air, clap them together once [keep hands clasped], and then lower them down to their lap.

"Dear God, thank You for today and our time with our Small group Friends. Thank You for the story of the lost sheep that shows us You will always come to find us when we are lost or feel far away from You. We love you. In Jesus' name we pray. Amen."

Parent Pick Up Activity

What You Need

 Find the Hidden Sheep Activity Page 1

 Crayons Several

"Today, while we wait for parents, we are going to color this fun coloring sheet! Let's see if we can find all of the animals first."

- Help kids identify the animals and make their sounds.
- Then color while waiting for parents.

Supplies

Worship Quantity

- | | | |
|----|----------------------|---|
| 1. | Jesus Loves Me Remix | 0 |
| 2. | Whole Lotta Bit | 1 |

Intro Sketch Quantity

- | | | |
|----|---|---|
| 1. | Story Box | 1 |
| 2. | Stuffed Ollie (w/ Chef's Hat-Optional) | 1 |
| 3. | Recipe Card (1 document, 4 per page, 1/week) on cardstock | 1 |
| 4. | Beginner's Bible | 1 |

Sheep in the Pen | Made to Play Quantity

- | | | |
|----|-----------------------------------|---------|
| 1. | Green Sheet of Construction Paper | 1 |
| 2. | Cotton balls or white pom-poms | Several |

Search and Say | Made to Move Quantity

- | | | |
|----|--|---|
| 1. | "Roll and Search" Activity Page (on cardstock) | 1 |
|----|--|---|

Parent Pick Up Activity Quantity

- | | | |
|----|-------------------------------------|---------|
| 1. | Find the Hidden Sheep Activity Page | 1 |
| 2. | Crayons | Several |