

# Preschool | W3

## Leader Summary

Martha welcomes Jesus into her home and busies herself with preparations, while her sister Mary sits and listens to Jesus teach.

Martha

is upset and asks Jesus to tell Mary to help her, but Jesus gently tells her that Mary has chosen what is better—spending time with Him. Jesus reminds Martha—and us—that being with Him is more important than doing things for Him.

## Small Group Connect Time (20 minutes)

### Large Group(25minutes)

Countdown and welcome

Worship

Story

Prayer

### Small Group(25 minutes)

Activity 1

Activity 2

Memory Verse with Motions

Prayer

Parent Pick Up Activity

## Home:

First Look Placemats



## Bible Story

Mary and Martha • Luke 10:38-42  
Jesus wants to spend time with me.

## Key Question

Who loves you?

## Bottom Line

Jesus loves me.

## Memory Verse

*Jesus said, "Let the children come to me."* •  
Matthew 19:14 NLT

# Connect Time

## Welcome Time

### What You Need

No supplies needed

## Opening Activity

### What You Need

No supplies needed

14 min

# Large Group

3 min

## Countdown and Welcome

### What You Need

No supplies needed

### What You Do:

*Play intro music in the background as you greet preschoolers and follow the KidCity check-in procedures. Set out a few favorite toys, such as puzzles and blocks.*

Supplies: Video: Arrival Music

*Kid Connect time is spent building relationships with the kids. Gather your Small Group together for some intentional connecting time before Large Group. You can do small activities while you chat together (like coloring or building with blocks) or just sit and listen to each other. Ask your kids relationship-building questions like:*

- *How old are you?*
- *Do you have a favorite stuffed animal?*
- *Do you have a brother, sister, or pet? What are their names?*
- *What do you like to play at home?*
- *What's your favorite food/color/animal/ice cream flavor?*

*Transition to Large Group...*

**LGL:** "Hello my friends! How are you today? Come and sit with me. I am so glad you are here! My name is [your name]. I'm excited to spend time with you today! We are getting ready to sing and dance and hear a true story from the Bible. Before we do let's go over our rules and truths. "Here in KidCity we have three rules. How many rules do we have? (Kids respond.) That's right! Three rules. Let's go over our rules now.(List rules while counting on fingers)

1. Be kind. We can be kind by using our indoor speaking voices, by staying on our blankets (or whatever space you have), and by obeying our leaders.
2. Be safe. We can be safe by walking around the classroom and keeping our hands to ourselves.
3. Have fun! We are going to have SO much fun, and that's because you are here!



"Can everybody follow those rules today? (Kids respond.) Great! KidCity is a place where we learn about God and Jesus! And there are three big truths that we want you to know. Let's say them all together! Are you ready?

1. I am made by God. What is it? (Kids repeat.)
2. I am loved by God no matter what. What is it? (Kids repeat.)
3. I am made for a purpose! What is it? (Kids repeat.)

3 min

## Worship

### What You Need

 Jesus Loves Me Remix	0
 Whole Lotta Bit	1

5 min

## Memory Verse

### What You Need

No supplies needed

3 min

## Worship Closer

### What You Need

No supplies needed

17 min

## Bible Story Intro

3 min

## Intro Sketch

**LGL:** "Now, let's stand up, and let's celebrate because God loves us.

Song 1: Jesus Loves Me Remix

"Great job, friends! Did you know that God loves you! Let's sing a song about that!

Song 2: Whole Lotta Bit

Memory Verse Video

Memory Verse Slide

"Great singing, friends! Now, let's learn some of God's words from the Bible. (*Open hands like a book.*) Are you ready? Watch me say the words from the Bible and do the motions, and then you can do them with me!

*Memory Verse Video*

**Jesus said,** *Tap finger to middle of each palm.*

**"Let the children,** *Point to self.*

**come to me"** *Move hands toward self.*

**Matthew 19:14.** *Open hands like a book.*

*Memory Verse Slide*

"Can you do that with me?"

Lead children to say the Memory Verse with Hand Motions once or twice.





"Singing and dancing and practicing our Memory Verse was a lot of fun! And now it's time to turn around (*spin around*) ... sit down (*sit down*) ... shake the wiggles out (*wiggle hands*) ... so we can hear (*cup hands behind ears*) what the today's Bible Story is all about!"

**LGL-** I have my story box ready. I'm so excited to see what we are learning about God Today. Let's see what I have in here... (Pull out Ollie, w/ a chefs hat- optional ) Who is this? (Pause) Yes, It's Ollie! Everyone say hi Ollie!

Pull out prop that goes along with the lesson/theme.

**LGL-** "Look at this recipe card (hold up recipe card) chef Ollie is making a sweet treat. Let's see what he is making" Wow! That looks like a yummy \_\_\_\_! Can you tell what the decorations are? (Pause) Yes, I see \_\_\_\_

## What You Need

 Story Box	1
 Stuffed Ollie (w/ Chef's Hat-Optional)	1
 Recipe Card (1 document, 4 per page, 1/week) on cardstock	1
 Beginner's Bible	1

8 min

## Wonder Bible Story (Video)

### What You Need

No supplies needed

3 min

## Wrap Up

### What You Need

No supplies needed

3 min

## Prayer

### What You Need

No supplies needed

too. I wonder if that might have something to do with our Bible Story today."

**LGL-** "Ollie has one more thing in our Box" Pull out the Bible. "What's this? (Pause.) Yes, it's the Bible! The Bible is God's word and God's word is always true. Let's get ready to watch our Bible Story Video.

**LGL:** "Wow! What a great story. Martha was SO busy trying to make everything perfect for Jesus, but Mary knew the most important thing was just to spend time with Jesus. Jesus loves us and wants to spend time with us. **[Bottom Line] 'Who loves you? Jesus loves me.'** **[Bottom Line]**

#### *Basic Truth Slide*

**LGL-** "Let's look at what our Basic Truth says for today. I am loved by God no matter what so I can love God, love others, and love life." God loves us always, no matter what. There's nothing we can do to earn His love, but, one way we can show God we love Him is by spending time with Him, just like we have been doing today. We can read our Bibles and we can worship Him through singing and dancing!

#### Prayer

**LGL :** "We have had fun this morning, let's get ready to pray.

"Jesus, thank You for loving us and for wanting to spend time with us. Help us remember that being with You is the best thing of all. You're an awesome friend! Amen."

LGL dismiss to Small Group

**LGL:** You were great listeners today! In today's story we learned that Jesus wants us to spend time with Him! Jesus loves us, and He likes it when we talk to Him, read our Bibles, sing songs to Him, and even dance with joy! Jesus wants us to spend time with Him because Jesus loves you. **[Bottom Line] Jesus loves me. Who loves you? [Bottom Line] Jesus loves me.** Let's calm our bodies as we get ready to pray.





10 min

# Small Group

5 min

## Not Too Busy for Jesus | Made to Think

### What You Need

	"Not Too Busy for Jesus" Activity Page	1
	"Not Too Busy Stickers" Activity Page	1
	Avery® Labels #22807 or equivalent	Several
	1- 1½" circle stickers	Several

"Jesus, thank You for loving us and for wanting to spend time with us. Help us remember that being with You is the best thing of all. You're an awesome friend! Amen."

### What You Do:

*Before the Activity:* Copy "Not too Busy for Jesus", one per child. Copy "Not Too Busy Stickers" on label paper, one sticker per child.

*During the Activity:* Point and talk about the pictures on the Activity Page. Ask children to place a circle sticker on the pictures of things that keep them busy. Give them one special Jesus sticker to place in the middle of the heart to show that Jesus is most important.

*After the Activity:* Connect the Bottom Line to the Bible Story.

### What You Say:

*Before the Activity:* "Friends, today we learned that Jesus wants us to spend time with Him, because He loves us. In our story today, Martha was busy doing so many things, that she wasn't spending time with Jesus. Let's find out what keeps us busy. Even though we get busy, the most important thing is to make room for Jesus, just like Mary did in today's Bible Story." Give each child a Not Too Busy for Jesus coloring page and a Pom Pom.

*During the Activity:* "Let's look at the pictures.



- "Look on your paper and put your pom pom on the the picture of the \_\_\_\_\_. (Pause.) Sometimes \_\_\_\_\_ keeps us busy."
- Lead the kids to say "When I'm \_\_\_\_\_, I can spend time with God." (Repeat with each image)

"Those are a lot of things that keep us busy. But look. What shape is in the middle of your paper? (Pause for responses.) That's right! It's a heart and hearts make us think of love. I have a special sticker for you to add to the heart. (Give each child a Jesus sticker.) It's Jesus! Put the Jesus sticker in the heart on your paper because Jesus is the most important thing. We can spend time with God in everything we do, and sometimes it is important to just stop, rest, and spend time with God.

5 min

## Busy Parachute

### What You Need

-  Parachute (or sheet/large fabric square) 1
-  Ball Pit Balls (Optional) 12

## Memory Verse with Motions

### What You Need

No supplies needed

## Prayer

### What You Need

No supplies needed

*After the Activity:* "Every time you see your heart, remember that Jesus loves you, and there is nothing more important than spending time with Jesus. **Who loves you? [Bottom Line] Jesus loves me.**" Pass out crayons and allow the kids to color their picture for a few minutes before moving on to the next activity.

"That is some great coloring!! We are going to stop coloring for now, and if you didn't finish, that's ok. You will have time later to finish coloring, but we are going to move on to our next fun activity now."

### What You Do:

*Before the Activity:* Lay the parachute on the floor in an open area of the room.

*During the Activity:* Allow children to enjoy playing with the parachute. Switch between being busy and being calm with their movements.

*After the Activity:* Connect the Bottom Line to the Bible Story

*Before the Activity:* "Friends, come find a spot around the parachute and grab a handle."

*During the Activity:* "Let's play! Start slowly. Nice and calm. (Pause.) Yes, so calm. Now let's get busy and shake the parachute really fast. (Pause.) You're so busy! Now freeze the parachute. (Pause.) Great job. Okay shake the parachute slowly, nice and calm. (Pause.) Now, really busy and fast! (Repeat as desired, after a couple of rounds, add in the ball pit balls.) Whew! Okay, when I count to three let's put the parachute on the ground and sit on top of it. One, two, three, sit! Good job!"

*After the Activity:* "Today, we heard a story about two sisters named Martha and Mary. Jesus came to Martha's house so she was busy cooking and cleaning, but Mary was calm and sat listening to Jesus. Jesus doesn't want us to be so busy that we can't spend time with Him. Jesus wants to spend time with you because Jesus loves you and **[Bottom Line] Jesus loves me. Who loves you? [Bottom Line] Jesus loves me!**"

Say the memory verse using the motions from the Memory Verse Motions Poster. Repeat several times and encourage children for their efforts.

"Let's pray together. (Have kids "put both hands up in the air, clap them together once [keep hands clasped], and then lower them down to their lap.

"Dear God, it is an amazing feeling knowing that Jesus loves us and wants to spend time with us. Jesus really is the best friend we

## Parent Pick Up Activity - Read the Story

### What You Need

No supplies needed

could ever have. Help us remember that wherever we are, we can stop and spend time with Jesus. We love You, God. In Jesus name, Amen."

"Open up the Beginner's Bible to today's story (Mary and Martha, page # 385) and read it to your small group.

# Supplies

Worship	Quantity
1. Jesus Loves Me Remix	0
2. Whole Lotta Bit	1

Intro Sketch	Quantity
1. Story Box	1
2. Stuffed Ollie (w/ Chef's Hat-Optional)	1
3. Recipe Card (1 document, 4 per page, 1/week) on cardstock	1
4. Beginner's Bible	1

Not Too Busy for Jesus   Made to Think	Quantity
1. "Not Too Busy for Jesus" Activity Page	1
2. "Not Too Busy Stickers" Activity Page	1
3. Avery® Labels #22807 or equivalent	Several
4. 1- 1½" circle stickers	Several

Busy Parachute	Quantity
1. Parachute (or sheet/large fabric square)	1
2. Ball Pit Balls (Optional)	12