

Preschool | W4

Leader Summary

Jesus is teaching when a group of people brings Him a woman who was caught doing something wrong. The people want to know if Jesus will keep God's rules or show God's love. Jesus tells them that anyone without sin can punish the woman, and one by one, they all leave. Jesus tells the woman to do what God wants her to do, but He does not punish her. Jesus shows us that God sent Him to love and forgive us, because Jesus loves us no matter what!

Small Group Connect Time (25minutes)

Large Group(25minutes)

Countdown and welcome
Worship
Story
Prayer

Small Group(25 minutes)

Activity 1
Activity 2
Memory Verse with Motions
Prayer
Parent Pick Up Activity

Home:

First Look Placemats



Bible Story

Jesus Forgives a Woman • John 8
Jesus loves me no matter what.

Key Question

Who loves you?

Bottom Line

Jesus loves me.

Memory Verse

Jesus said, "Let the children come to me." •
Matthew 19:14 NLT

20 min

Connect Time

15 min

Welcome

What You Need

 Video: Arrival Music

1

5 min

Opening Activity

What You Need

No supplies needed

What You Do: Play intro music in the background as you greet preschoolers and follow the KidCity check-in procedures. Set out a few favorite toys, such as puzzles and blocks.

What You Say:

Kid Connect time is spent building relationships with the kids. Gather your Small Group together for some intentional connecting time before Large Group. You can do small activities while you chat together (like coloring or building with blocks) or just sit and listen to each other. Ask your kids relationship-building questions like:

- How old are you?
- Do you have a favorite stuffed animal?
- Do you have a brother, sister, or pet? What are their names?
- What do you like to play at home?
- What's your favorite food/color/animal/ice cream flavor?

Transition to Large Group...

10 min

Large Group Time

3 min

Countdown & Welcome

What You Need

 KidCity Rule Slide

1

 KidCity Basic Truths

1

LGL: "Hello my friends! How are you today? Come and sit with me. I am so glad you are here! My name is [your name]. I'm excited to spend time with you today! We are getting ready to sing and dance and hear a true story from the Bible. Before we do let's go over our rules and truths. "Here in KidCity we have three rules. How many rules do we have? (Kids respond.) That's right! Three rules. Let's go over our rules now.(List rules while counting on fingers)

1. Be kind. We can be kind by using our indoor speaking voices, by staying on our blankets (or whatever space you have), and by obeying our leaders.
2. Be safe. We can be safe by walking around the classroom and keeping our hands to ourselves.
3. Have fun! We are going to have SO much fun, and that's because you are here!



"Can everybody follow those rules today? (Kids respond.) Great! KidCity is a place where we learn about God and Jesus! And there are three big truths that we want you to know. Let's say them all together! Are you ready?

1. I am made by God. What is it? (Kids repeat.)
2. I am loved by God no matter what. What is it? (Kids repeat.)
3. I am made for a purpose! What is it? (Kids repeat.)

3 min

Worship

What You Need

| | |
|--|---|
|  Jesus Loves Me Remix | 0 |
|  Whole Lotta Bit | 0 |

3 min

Memory Verse

What You Need

No supplies needed

LGL: "Now, let's stand up, and let's celebrate because God loves us.
Song 1: Jesus Loves Me Remix

"Great job, friends! Did you know that God loves you! Let's sing a song about that!

Song 2: Whole Lotta Bit

"Great singing, friends! Now, let's learn some of God's words from the Bible. (*Open hands like a book.*) Are you ready? Watch me say the words from the Bible and do the motions, and then you can do them with me!
Memory Verse Video

Jesus said, *Tap finger to middle of each palm.*

"Let the children, *Point to self.*

come to me" *Move hands toward self.*

Matthew 19:14. *Open hands like a book.*

Memory Verse Slide

LGL: "Can you do that with me?"

Lead children to say the Memory Verse with Hand Motions once or twice.

1 min

Worship Closer

What You Need

No supplies needed

"Thanks for celebrating God with me! And now it's time to turn around (*spin around*) ... sit down (*sit down*) ... shake the wiggles out (*wiggle hands*) ... so we can hear (*cup hands behind ears*) what the story's all about!"





20 min

Bible Story

8 min

Bible Story Intro

What You Need

| | |
|---|---|
|  Story Box | 1 |
|  Ollie with a Chef's hat | 1 |
|  Bible | 1 |
|  Recipe card | 1 |

LGL brings the story box with the pretend sweet treats, bible, and Ollie with a chefs hat to the center of the room.

LGL- I have my story box ready. I'm so excited to see what we are learning about God Today. Let's see what I have in here... (Pull out Ollie, w/ a chefs hat- optional) Who is this? (Pause) Yes, It's Ollie! Everyone say hi Ollie!

Pull out prop that goes along with the lesson/theme.

LGL- "Look at this recipe card (hold up recipe card) chef Ollie is making a sweet treat. Let's see what he is making" Wow! That looks like a yummy ____! Can you tell what the decorations are? (Pause) Yes, I see _____

8 min

Wonder Bible Story (Video)


What You Need

No supplies needed

4 min

Large Group Wrap Up

What You Need

 Basic Truth Slide- Jesus love me no matter what

1

20 min

Small Groups

5 min

Activity 1 - Who Loves You?

What You Need

No supplies needed

too. I wonder if that might have something to do with our Bible Story today."

"Ollie has one more thing in our Box" Pull out the Bible "What's this? (Pause) Yes, it's the Bible! The Bible is God's word and God's word is always true. Let's get ready to watch our Bible Story Video."

LGL:

"Wow! Those people were so mean to that woman because she made a bad choice. But Jesus loved her anyway! He showed her love and kindness. Jesus loves us no matter what!

"Jesus loved the woman even when she messed up. He also loves me even if I made a bad choice."

"I'm so glad that **[Bottom Line] Jesus loves me, no matter what!**

We have shown God that we love Him through worship and we have heard about how much He loves us in our Bible Story today, now we are going to Pray. Praying is how we get to talk to God. Let's get ready to pray....calm your body, close your eyes..."

"Dear God, thank You for giving us Jesus. Thank You that Jesus loves us no matter what, even when we make bad choices. Help us to show that same love to others. We love You! In Jesus' name, we pray, amen.

"Friends, you were wonderful listeners for Large Group. We are going to head to Small Groups now where you will get to keep learning and having fun! "

LGL dismisses kids to their Small Group Leaders.

What You Do:







Before the Activity: Ask children to join you in an open area of the room and spread out for large movements.

During the Activity: Encourage children to move and review the Bottom Line.

8 min

Activity 2 - Sweet Treat

What You Need

| | | |
|---|--|---------|
|  | "How Sweet Sticker" Activity Page | 1 |
|  | Avery® Labels #22830 or equivalent | Several |
|  | stickers, Crayons to decorate the plates | 1 |
|  | Plain small dessert paper plates | 1 |
|  | Paper smoothie straws | 1 |
|  | Tape straws on back of the paper plates | 1 |

After the Activity: Connect the Bottom Line to the Bible Story

What You Say:

Before the Activity: "Friends come over here and spread out. Make sure you can put your hands out without touching or bumping into the friends next to you."

During the Activity: "Okay! I'm going to call out an action and I want you to do it. Let's get ready to move! Everybody jump! (Pause.) Jesus loves you! Everybody climb! (Pause.) Jesus loves you! Everybody clap! (Pause.) Jesus loves you! (Continue with movements like wiggle, crawl, run, wave your hands, touch your head, etc.) Everybody freeze! (Pause.) Now tell me, **who loves you?** [Bottom Line] **Jesus loves me.** That's right! Okay, last movement! Everybody give yourself a hug! (Pause.) Hooray! Jesus loves you and [Bottom Line] **Jesus loves me.**"

What You Do:

Before the Activity: Copy "How Sweet Sticker" on label paper, one sticker per child. Hot glue a straw to the back of each paper plate. Write each child's name on the back of their plate.

During the Activity: Encourage children to decorate their plate to look like a lollipop and add heart stickers. Ask children to place their "How Sweet Sticker" in the center of the plate.

After the Activity: Connect the Bottom Line to the Bible Story.

What You Say:

Before the Activity: "Friends, come join me and let's create something super sweet to help us remember that Jesus loves us no matter what."


During the Activity: "Let's turn these plates into lollipops! Use the markers and the heart stickers to decorate your plates. (Pause.) Wow! These are fantastic! Let's add one more sticker. It's Jesus! And the words on the sticker say [Bottom Line] **Jesus loves me.** Put this sticker right in the middle of your plate. (Pause.) Great job! Hold your lollipops up in the air and tell me, **who loves you?** [Bottom Line] **Jesus loves me!** How sweet! Great job, now we can put our plates on the ground in front of us."

After the Activity: "Jesus taught people about God, how God loves them, and how God wants them to love others. In today's true story from the Bible, Jesus was teaching when some people brought a woman to Him. They wanted her to be punished. She had done something God didn't want her to do, and they wanted to see what Jesus would do. Jesus loved the woman and told her: 'Go and do what God wants you to do, because God loves you!' Jesus showed the people that He really wanted

3 min

Memory Verse with Motions

What You Need

 memory verse motions poster 1

2 min

Prayer


What You Need

No supplies needed

2 min

Parent Pick Up Activity

What You Need

 Beginners Bible 1

to keep God's rules and show God's love. God did not send Jesus to punish us. God gave us Jesus to show us how to live and how much He loves us. **Who loves you? [Bottom Line] Jesus loves me.** Jesus loves everyone!

Say the memory verse using the motions from the Memory Verse Motions Poster. Repeat several times and encourage children for their efforts.

What You Say:

Let's pray together. (Have kids "put both hands up in the air, clap them together once [keep hands clasped], and then lower them down to their lap.

Dear God, thank You for sending Jesus not to punish us, but to show us how much You love us! Please help us love *(if possible, say the name of each child in your group)* like Jesus loves us. Jesus loves you, **[Bottom Line] Jesus loves me,** Jesus loves everyone, and so should we. We love You, God. In Jesus' name. Amen."

Open up the Beginner's Bible to today's story and read one or two of the stories about Jesus to your small group."

Supplies

Welcome Quantity

- | | | |
|----|----------------------|---|
| 1. | Video: Arrival Music | 1 |
|----|----------------------|---|

Countdown & Welcome Quantity

- | | | |
|----|----------------------|---|
| 1. | KidCity Rule Slide | 1 |
| 2. | KidCity Basic Truths | 1 |

Worship Quantity

- | | | |
|----|----------------------|---|
| 1. | Jesus Loves Me Remix | 0 |
| 2. | Whole Lotta Bit | 0 |

Bible Story Intro Quantity

- | | | |
|----|-------------------------|---|
| 1. | Story Box | 1 |
| 2. | Ollie with a Chef's hat | 1 |
| 3. | Bible | 1 |
| 4. | Recipe card | 1 |

Large Group Wrap Up Quantity

- | | | |
|----|---|---|
| 1. | Basic Truth Slide- Jesus love me no matter what | 1 |
|----|---|---|

Activity 2 - Sweet Treat Quantity

- | | | |
|----|--|---------|
| 1. | "How Sweet Sticker" Activity Page | 1 |
| 2. | Avery® Labels #22830 or equivalent | Several |
| 3. | stickers, Crayons to decorate the plates | 1 |
| 4. | Plain small dessert paper plates | 1 |
| 5. | Paper smoothie straws | 1 |
| 6. | Tape straws on back of the paper plates | 1 |

Memory Verse with Motions Quantity

- | | | |
|----|-----------------------------|---|
| 1. | memory verse motions poster | 1 |
|----|-----------------------------|---|

Parent Pick Up Activity Quantity

- | | | |
|----|-----------------|---|
| 1. | Beginners Bible | 1 |
|----|-----------------|---|