

K-5 | W1

Leader Summary

We start off as Nicodemus visits Jesus at night. While Nicodemus struggles to understand how a grown-up could be born again, Jesus challenges him to see with new eyes. John, recording this scene, interprets for us: "God so loved the world that he gave his one and only Son. Anyone who believes in him will not die but will have eternal life." [BOTTOM LINE] God loves the whole world.

Small Group (20 minutes)

Connect Time

Large Group (30 minutes)

Countdown and Welcome

Large Group Game

Worship

Story

Prayer


Small Group (25 minutes)

Key Question

Activity 1

Activity 2

Prayer



Bible Story

Jesus Teaches Nicodemus • *John 3:1-21*

Bottom Line

God loves the whole world.

Monthly Memory Verse

"I give you a new command. Love one another. You must love one another, just as I have loved you." • John 13:34 NIV

20 min

Connect Time

20 min

Welcome Time

What You Need

No supplies needed

What you do:

From doors opening to start of large group- Play intro music in the background as you greet and intentionally engage with students, following the KidCity check-in procedures. Set out a few different stations of toys, puzzles, games, or blocks.

Connect time is spent building relationships with some intentional connecting with kids before Large Group. You can do small activities while you chat together (like coloring or playing or just sit and listen to each other).

SGL: You can ask your kids relationship-building questions like:

- How old are you?
- Do you have a favorite stuffed animal?
- Do you have a brother, sister, or pet? What are their names?
- What do you like to play at home?
- What's your favorite food/color/animal/ice cream flavor?

Transition to Large Group..

5 min

Large Group

5 min

Countdown & Welcome

What You Need

No supplies needed

What You Do:

Cue countdown video and invite kids to sit down with their group leaders.

See **LGL** script on the right.

LGL: "Hey Friends, I'm so glad you came to hang out with us in KidCity today. My name is [INSERT NAME]. We are going to have a lot of fun today. As we get started, let's go over our KidCity Expectations and Basic Truths."




(SLIDE: KIDCITY EXPECTATIONS & BASIC TRUTHS)

LGL: "Now, let's quickly go over our KidCity Expectations (rules) so we can make sure that we make the most of our time today: (Don't dwell on these too long, but make sure you review them briefly so we can set everyone up for success.)

1. Be Kind
2. Be Safe
3. Have Fun

Game- #CaptionThat Live

What You Need

 1 whiteboard	1
 1 dry erase marker	1
 Erasers (or paper towels)	1



10 min

Worship

3 min

Worship Opener

What You Need

 "Can't Contain It" from Live It Out available on store.thinkorange.com	0
 "Live Your Love" from Can't Stop Won't Stop available on store.thinkorange.com	0

5 min

Memory Verse

What You Need

No supplies needed

And here are our KidCity Basic Truths:

- I am MADE by God
- I am LOVED by God no matter what
- I am made for a PURPOSE

(SLIDE: Theme)

LGL: "This brand-new series is about how God loves us, and how we can share that love with everyone we meet. It's called 'Like and Subscribe', because when you come across a really cool channel or video, you don't want to miss it ... and you want to let other people know all about it too."

See **LGL** script on the right.

#CaptionThat LIVE! (6 ROUNDS)

LGL: "We are going to play a game called #CaptionThat Live! Here is how you play:

You will work with your small group. You will see a picture up on the screen and then have **20 seconds** as a group to create a caption. Captions can be a sentence, short phrase, hashtag, or emoji. Someone will write the caption on the whiteboard. When time is up, your group will share their answer with everyone."

"What a great game! Aren't you thankful that we get to come to church and worship God? What an amazing opportunity it is to get to worship the King of kings! When we worship, we use our voices, our energy, and our hearts to tell God how much we love Him. Let's stand and sing."

SONG: "Can't Contain It" from Live It Out available on store.thinkorange.com

SONG: "Live Your Love" from Can't Stop Won't Stop available on store.thinkorange.com

"Great job! You know God's love isn't just for a few people, it's for the whole world! When we love like Jesus, we show others what God is really like

See **LGL** script on right.

LGL: "This month's Memory Verse reminds us how Jesus teaches us to love one another. We're going to learn *John 13:34*! I'll read it, and then we can say it together!"

SLIDE: Memory Verse

2 min

Worship Closer and Story Intro

What You Need

No supplies needed

12 min

Bible Story (Video)

12 min

StoryLab Bible Story | Video

What You Need

No supplies needed

8 min

Large Group Wrap Up

5 min

Outro

"John 13:34 says: 'I give you a new command. Love one another. You must love one another, just as I have loved you.'"

"Let's say it together!"

LGL and Students: 'I give you a new command. Love one another. You must love one another, just as I have loved you.'

See **LGL** script on right.

LGL: "Great job, everybody! God loves you so, so much, and He wants you to share that love with others!"

"I have a question for you. Have you ever stayed up late thinking about something you just couldn't stop wondering about? Maybe a question like, 'Why is the sky blue?' or 'What's the biggest animal on earth?' or even, 'What is God really like?' Well, a man named Nicodemus had really big questions about God. And he decided to ask Jesus about them. Nicodemus waited until nighttime to find Jesus. And this nighttime conversation is one of the most important conversations in history! Let's check it out!"

See **LGL** script on right.

What You Need

 Glow Stick

1

LGL: "Nicodemus thought Jesus might be a good teacher, but he didn't realize that Jesus was so much more. In Nicodemus' conversation with Jesus, we learn something so, so important."

Read the: [Bottom Line] God loves the whole world.

LGL: "That means every person, everywhere, always. God's love is so big that He sent Jesus to show us what that love looks like. He sent Jesus to give His life, to pay for our sins, so anyone who believes in Him can be His friend forever. When we believe in Jesus and follow Him, we can have a brand-new kind of life, one that lasts forever and shines with His light because His Spirit lives within us."

Hold up the glowing glow stick.

LGL: "You see this glow stick? Before it was cracked, it didn't shine at all. But once the light started, it glowed bright for everyone to see. That's what happens when we say yes to Jesus. When you do, God's Spirit fills your heart, and His love shines through you like this light. The Spirit inside of you will start to change you! You start to care more. You start to forgive faster. You start to love people the way Jesus loves you. Because God's Spirit is inside of you, and He helps you do all of those things. He's Jesus' very Spirit, and He helps you do what Jesus would do! And guess what? That light doesn't just stay with you—it shines on the rest of the world too!"

See LGLscript on right.

LGL: "I'm going to put my glowstick down and talk to the God who loves you so, so much!"

"Dear God, thank You for loving us so much that You sent Jesus to rescue us because You wanted us to be Your friends. It's amazing to know that You love the whole world, and every single person in it, including all of us! Help us to live in the light of Your great love and shine Your goodness to everyone we meet. We love You, and we pray these things in Jesus' name. Amen."

See LGLscript on right.

LGL: As we head to Small Groups, we want you to consider this question:

Where have you seen God's love?

Open small group by discussing the key question.

3 min

PRAYER

What You Need

No supplies needed

Key Question

What You Need

No supplies needed


5 min

Small Group- Activity 1

5 min

Activity 1: K-2nd Build The Story

What You Need

-  4-5 pipe cleaners (for groups of 2-3 students) 1

What you do:

Have students get in groups of two. Make sure each group has 4-5 pipe cleaners.

See **LGL** script on the right.

SGL: "We're going to retell the story of Jesus and Nicodemus together. As I tell the story, you'll use your pipe cleaners to make the key parts."

• SAY:

- Nicodemus was a very important teacher. Can you bend a pipe cleaner to make a person? That will be Nicodemus.
- Nicodemus came to see Jesus at night because he was afraid of certain people finding out he was talking to Jesus. Can you twist some pipe cleaners into stars?
- Jesus told Nicodemus that He was going to make a way for the whole world to be His friend forever because **God loves the whole world**. Can you shape a big circle for the world?
- In this conversation between Jesus and Nicodemus, we learned that God sent His Son, Jesus, for everyone in the world. Can you make a cross to help us remember Jesus?

"Look at all your amazing creations! This helps us remember our Bible Story. Jesus helped Nicodemus understand something very important: that He was going to make a way for everyone to have eternal life, that He was going to make a way for everyone to be God's friend forever!"

"Jesus explained a little bit of what this means. He told Nicodemus that, *'No one can see God's kingdom unless they are born again'* (John 3:3 NIV). When we accept Jesus' payment on the cross for our sins, Jesus' very Spirit, the Holy Spirit, comes to live inside of us! God's Spirit actually makes us brand-new inside as if we are being born a second time. Jesus explained that God's Spirit is like the wind; you can't see it, but you can see how it changes things."

"Nicodemus also learned that God was going to do this—He was going to give everyone the chance to have a forever friendship with Him—because **[Bottom Line] God loves the whole world!** And the 'whole world' includes you, me, and everyone!"




"Jesus was giving Nicodemus a picture of what was coming—that Jesus would give up His life to pay for our sins because He loves us so much. And He would give eternal life to everyone who chooses Him. Anyone who chooses to follow Jesus can be God's friend forever!"

What you do:

Kids will take turns pretending to be the host of their own YouTube channel, using a plastic spoon as if it is a microphone. Students can

Activity 1: 3rd-5th Take A Snap Shot

What You Need

 plastic spoon	1
 dining bell	1
 Take A Snap Shot - Sentence Starter	5

present individually or with a partner. Give them a few minutes to practice what they would like to say. Tell them the goal is to have a YouTube channel where they teach about how to show God's love.

Students can use the prompt sentence starters to help guide their presentation. "Welcome to my channel! Today we're talking about love! This week I can show Jesus' love by _____. If you liked my video, hit the bell!"

The students watching can hit a bell after the presenters are done, signifying they liked the presentation.

The "microphone" will be passed around so everyone gets a chance, and the leader will share too.

See instructions on the left for task.

After students have completed the activity, the **SGL** will say: "Those were really cool and creative ideas. When we show love to others, we are showing the Good News that God loves the whole world (**Bottom Line**). All you have to do is start showing love to people right in front of you."

5 min

Small Group - Activity 2

5 min

Activity 2 - Memory Verse: Act It Out

What You Need

 Memory Verse Page  Several

EveryChild Tips

EveryChild Pro-Tips:

- Allow students to collaborate on a single section or use different colors to express their individual understanding of the verse.

What You Do:

- Demonstrate how to look up the month's verse.
- Repeat the verse together several times.
- Review any words that might be unfamiliar to the kids.
- Divide the Memory Verse into shorter parts.
- Assign one part of the verse to each kid (or pair of kids if your group is large).
 - I give you
 - a new command.
 - Love
 - one another.
 - You must
 - love
 - one another,
 - just as
 - I have loved you.
 - John 13:34
- Challenge kids to come up with a simple motion or charade for their part of the verse.
- Go around the circle and have each kid (or pair) say their part and do their motion.
- Put it all together and perform the entire verse with motions as a group.

See instructions on the left.

5 min

Small Group - Prayer

5 min

Prayer

What You Need

No supplies needed

What You Do:

Take time to ask students about what prayer request they have for the week. Students may pray for one another, or the small group leader can pray over the students.

SGL: "Dear God, thank You that Your love is for the whole world. Thank You for loving us. Help us to show Your love to everyone we meet this week. We love You, and we pray these things in Jesus' name. Amen."

Supplies

Game- #CaptionThat Live Quantity

- | | | |
|----|---------------------------|---|
| 1. | 1 whiteboard | 1 |
| 2. | 1 dry erase marker | 1 |
| 3. | Erasers (or paper towels) | 1 |

Worship Opener Quantity

- | | | |
|----|--|---|
| 1. | "Can't Contain It" from Live It Out available on store.thinkorange.com | 0 |
| 2. | "Live Your Love" from Can't Stop Won't Stop available on store.thinkorange.com | 0 |

Outro Quantity

- | | | |
|----|------------|---|
| 1. | Glow Stick | 1 |
|----|------------|---|

Activity 1: K-2nd Build The Story Quantity

- | | | |
|----|--|---|
| 1. | 4-5 pipe cleaners (for groups of 2-3 students) | 1 |
|----|--|---|

Activity 1: 3rd-5th Take A Snap Shot Quantity

- | | | |
|----|-------------------------------------|---|
| 1. | plastic spoon | 1 |
| 2. | dining bell | 1 |
| 3. | Take A Snap Shot - Sentence Starter | 5 |

Activity 2 - Memory Verse: Act It Out Quantity

- | | | |
|----|-------------------|---------|
| 1. | Memory Verse Page | Several |
|----|-------------------|---------|