

K-5 | W2

Leader Summary

During Week 2, we explore the Most Important Commandment. Several religious leaders try to trap Jesus with a trick question: basically, choose your top commandment so everyone can take you down for picking the wrong one. Just how many rules are we talking here? We revisit the original Ten Commandments in Exodus, as well as the additional 603 laws and the extras added around them by the religious leaders. Instead of debating, Jesus rolls them all into two simple commands. [BOTTOM LINE] Love God. Love others.

Small Group (20 minutes)

Connect Time

Large Group (30 minutes)

Countdown and Welcome

Large Group Game

Worship

Story

Prayer

Small Group (25 minutes)

Key Question


Activity 1

Activity 2

Prayer

Home:

Devotionals for Kids



Bible Story

The Most Important Commandment • *Matthew* 22:34-40

Bottom Line

Love God. Love others.

Monthly Memory Verse

"I give you a new command. Love one another. You must love one another, just as I have loved you." • John 13:34 NIV

20 min

Connect Time

20 min

Welcome Time

What You Need

 (VIDEO: ARRIVAL MUSIC)

0

From Doors opening to start of large group- Play intro music in the background as you greet and intentionally engage with students, following the KidCity check-in procedures. Set out a few different stations of toys, puzzles, games, or blocks.

Connect time is spent building relationships with some intentional connecting with kids before Large Group. You can do small activities while you chat together (like coloring or playing or just sit and listen to each other. You can ask your kids relationship-building questions like:

- How old are you?
- Do you have a favorite stuffed animal?
- Do you have a brother, sister, or pet? What are their names?
- What do you like to play at home?
- What's your favorite food/color/animal/ice cream flavor?

Transition to Large Group..

5 min

Large Group

5 min

Countdown & Welcome

What You Need

 (SLIDE: KIDCITY EXPECTATIONS)

0

Cue countdown video and invite kids to sit down with their group leaders.

LGL: "Hey Friends, I'm so glad you came to hang out with us in KidCity today. My name is [INSERT NAME]. We are going to have a lot of fun today. As we get started, let's go over our KidCity Expectations and Basic Truths.

SLIDE: KIDCITY EXPECTATIONS & BASIC TRUTHS

LGL: "Now, let's quickly go over our KidCity Expectations (rules) so we can make sure that we make the most of our time today: (Don't dwell on these too long, but make sure you review them briefly so we can set everyone up for success.)

1. Be Kind
2. Be Safe
3. Have Fun



And here are our KidCity Basic Truths:

- I am MADE by God
- I am LOVED by God no matter what
- I am made for a PURPOSE

SLIDE: Theme

Game - Share the Love

What You Need

-  1 set per Small Group Premade paper conversation hearts 1
-  AUDIO: Upbeat music over game slide to start and stop 0



10 min

Worship

3 min

Worship Opener

What You Need

-  Can't Contain It" from Live It Out available on store.thinkorange.com 0
-  "Live Your Love" from Can't Stop Won't Stop available on store.thinkorange.com 0

5 min

Memory Verse

What You Need

No supplies needed

"This month our theme is: 'Like and Subscribe.' Because when you find something online that you think is awesome and you just want to share it, you... 'like' it and you... 'subscribe' so you don't miss a single episode. This month, we're learning about God's great love—you want to tune in to that and share it with others too!"

Large Group Leaders cue SGLs to have a love God heart and love others heart for the Large Group game and that they will need to save the hearts for small group time.

"We're going to play a game called: Share the Love!"
(SLIDE: Share the Love! Title)

"Here's how it works: stand in a big circle with your small group and spread out so everyone can see each other. "In this game, we have two big hearts. (Show the hearts.)

"This one says: LOVE GOD.' And this one says: LOVE OTHERS.'"When the music starts, we're going to pass these hearts around the circle, only using our elbows! Got it? No hands!

"When the music stops, whoever is holding a heart will hold it above their head, put it in the elbow of the next person and go sit down! Each time the circles will get smaller, until there are just two left passing back and forth. Easy enough, right?"

"That was a fun game! Let's have everyone go ahead and stand up to your feet! It's time to love God is by worshipping Him! And it's not just with our voices, but with our whole hearts."

SONG 1: "Can't Contain It" from Live It Out available on store.thinkorange.com

SONG 2: "Live Your Love" from Can't Stop Won't Stop available on store.thinkorange.com

Break the verse into parts and have the kids repeat after you.

"That was great singing. Let's learn and say *John 13:34*! I'll read it, and then we can say it together!"

SLIDE: Memory Verse

"'I give you a new command. Love one another. You must love one another, just as I have loved you.' — *John 13:34*.

"Let's say it together!"

2 min

Worship Closer and Story Intro

What You Need

No supplies needed

12 min

Bible Story (Video)

12 min

StoryLab Bible Story | Video

What You Need

No supplies needed

8 min

Large Group Wrap Up

2 min

Outro

What You Need

No supplies needed

KIDS AND LGL: *"I give you a new command. Love one another. You must love one another, just as I have loved you." — John 13:34*

After Memory verse, intro story with the Bottom Line slide

LGL have Bible open to Bible Story Verses.

LGL: "Awesome job, everyone! That verse is so powerful. Jesus told us to love each other the way He loves us. Our Bottom line this week reminds us of this, *Love God, Love Others*."

"Our true story from the Bible today comes from the book of Matthew, chapter 22 verses 34-40. (LGL have Bible open to that passage.) As we focus on our Bible Story, listen for how the religious leaders are trying to plot against Jesus. They tried to set him up with a trick question. Listen in and see if you can hear what the trick question was and how Jesus answered them."

What You Say:

"So now that we've heard what Jesus said, what's our part in the story?"

"When Jesus said, 'Love God and love others,' He wasn't saying, 'figure out how to do that on your own'. It's not always an easy thing to do. But He does want to help us with this every day!

- "When you wake up and thank Him for the day, you're loving God.
- "When you sing to Him in worship, you're loving God.

1 min

PRAYER

What You Need

No supplies needed

5 min

Key Question

What You Need

No supplies needed




10 min

Small Group

10 min

Small Group Activity 1 - Most Important Relay

What You Need

	"Most Important" Activity Page	2
	Drinking straws	0
	Large hearts	Several

- "When you obey what His Word says, you're loving God.

"And we can love others by thinking what our wonderful, kind, and good God would do, and doing that.

- "When you share your snack at lunch, you're loving others.
- "When you sit with a kid who's alone, you're loving others.
- "When you forgive your brother or sister, even when it's hard, you're loving others.
- "When we keep love at the center, everything we do—every word we say, every choice we make—shows the world what Jesus is like."

"Let's talk to the God who loves us so much.

"Dear God, thank You for sending Jesus to simplify everything. Thank You Jesus, for teaching us so simply to love You and others. Please help us live this out this week. Please help us to love You with our whole hearts, and with Your love, to love others so well. Help us sense Your presence guiding us this week. We love You, and we pray these things in Jesus' name. Amen."

Leave the **Key Question Slide** on the screen when kids go back to their small groups.

SGL: Guide the kids into good conversation as they share their answers to the key question

"As we head to Small Groups, we want you to consider this question: *How have others shown love to you?*"

Open small group by discussing key question.

What You Do:

- Divide the group into two teams and have them line up on one side of the room.
- Place the two large heart shapes on the other side of the room.
- Give each team a set of the small tablet cards from the "Most Important" Activity Page.
- Give each kid a straw.
- Show the kids how to pick up one of the cards by placing the straw on it and sucking in.
- Explain the relay: On "Go," the first kid on each team will use their straw to pick up one card and carry it over to the heart.
- After they drop their card on the heart, they are to run back and tag the next kid in line.
- Continue until all the cards have been moved to the heart.



EveryChild Tips

EveryChild Pro-Tips:

- If using a straw is too difficult, kids can carry the cards in their hands or on a paper plate.

What You Say:

"You did it! You moved all the commandments to the heart. That's a great way to remember our story. Jesus wasn't stumped by the religious leaders' trick question. He took all those laws and said they were based on two. He said the most important thing we can do is to: 'Love the Lord your God with all your heart and with all your soul. Love him with all your mind' (Matthew 22:37 NIV). And then He said to: 'Love your neighbor as you love yourself' (Matthew 22:39 NIV). Out of all the commandments, Jesus said the most important things we can do are to [Bottom Line] Love God. Love others."

- When they're done, ask: "Jesus was asked about all the commandments. Which one did He say was the first and most important?" (Love God.)
- Ask: "Which commandment did Jesus say was also very important? (Love others.)
- Ask: "What two commandments did Jesus say all of God's Law was based on? (Love God and love others!)

3rd-5th Discussion Questions:

Pick 2-3 and ask:

- Jesus said the most important commandment is to love God with all your heart, soul, and mind. What does it look like to love God with all of who you are—not just your words, but your thoughts, choices, and feelings?
- The second most important commandment says to love your neighbor as yourself. What are some ways it might actually be hard to love yourself—or hard to love others the same way? How can God help you do both?
- Jesus simplified over 600 laws into two commands—love God and love others. Why do you think love was the foundation of everything God wanted His people to do?
- When you think about your normal day—school, friends, family—where do you think it's easiest for you to show love, and where is it hardest? What could help you love better in the hard places?
- The story says the Holy Spirit can nudge us to notice people who need love. How can you stay aware of those "nudges" during your day, and what's one practical way you could respond when you sense one?

10 min

Small Group Activity 2

10 min

Bible Lit - ACT IT OUT

What You Need

No supplies needed

What You Do:

- Select 3 people from the Bible.
- Look up the verses
- Then divide your group into 3 to work together and act out the story you assign them.

Pick 3 of the following:

- Adam Genesis 2:7-3

5 min

Small Group Prayer

5 min

Prayer

What You Need

No supplies needed

- Joseph Genesis 37:12-36
- John the Baptist Matt 3:1-12
- Saul 1 Samuel 10:17-27
- Solomon 1 Kings 3:1-15
- Mary Luke 1:26-38
- Paul Acts 9:26-31

Identify whether the person is from the Old Testament or New Testament

Read together the verses about that person

Have your kids act out the story

See Instructions

What To Do:

- Ask each kid to think of one person they want to show love to this week.
- And one way to love God.
- Close in prayer.

What You Say:

"Dear God, thank You for loving us. Help us to love You back with everything we are. And help us to love the people around us, especially [name a few people the kids mentioned]. Show us how to be kind and loving this week. We love You, and we pray these things in Jesus' name. Amen."

Supplies

Welcome Time

- | | Quantity |
|---------------------------|----------|
| 1. (VIDEO: ARRIVAL MUSIC) | 0 |

Countdown & Welcome

- | | Quantity |
|----------------------------------|----------|
| 1. (SLIDE: KIDCITY EXPECTATIONS) | 0 |

Game - Share the Love

- | | Quantity |
|--|----------|
| 1. 1 set per Small Group Premade paper conversation hearts | 1 |
| 2. AUDIO: Upbeat music over game slide to start and stop | 0 |

Worship Opener

- | | Quantity |
|---|----------|
| 1. Can't Contain It" from Live It Out available on store.thinkorange.com | 0 |
| 2. "Live Your Love" from Can't Stop Won't Stop available on store.thinkorange.com | 0 |

Small Group Activity 1 - Most Important Relay

- | | Quantity |
|-----------------------------------|----------|
| 1. "Most Important" Activity Page | 2 |
| 2. Drinking straws | 0 |
| 3. Large hearts | Several |