

# K-5 | W4

## Leader Summary

We wrap up the month with Jairus, a synagogue leader, who begs Jesus to come heal his gravely ill daughter. While Jesus is on the way, a desperate woman with a chronic illness pushes through the crowd to touch His robe... and is instantly made well. Jesus doesn't discriminate between the wealthy and the outcast; instead, He responds to anyone in need. [BOTTOM LINE] Show the love of Jesus to people in need.

## **Small Group** (20 minutes)

Connect Time

## **Large Group** (30minutes)

Countdown and welcome

Large Group Game

Worship

Story

Prayer

## **Small Group** (25 minutes)

Key Question


Activity 1

Activity 2

Prayer

## **Home:**

Devotionals for Kids



## **Bible Story**

Jesus Heals Jairus's Daughter and a Suffering Woman • Mark 5:21-43

## **Conversation Starter**

How can you show love to others?

## **Bottom Line**

Jesus shows love to people in need.

## **Monthly Memory Verse**

"I give you a new command. Love one another. You must love one another, just as I have loved you." • John 13:34, NIV

20 min

# Connect Time

20 min

## Welcome Time

### What You Need

No supplies needed

### What You Do:

From doors opening to start of large group- Play intro music in the background as you greet and intentionally engage with students, following the KidCity check-in procedures. Set out a few different stations of toys, puzzles, games, or blocks.

Connect time is spent building relationships with some intentional connecting with kids before Large Group. You can do small activities while you chat together (like coloring or playing or just sit and listen to each other. You can ask your kids relationship-building questions like:

- How old are you?
- Do you have a favorite stuffed animal?
- Do you have a brother, sister, or pet? What are their names?
- What do you like to play at home?
- What's your favorite food/color/animal/ice cream flavor?

Transition to Large Group..

5 min

# Large Group

5 min

## Countdown & Welcome

### What You Need

No supplies needed

### What You Say:

"Hey Friends, I'm so glad you came to hang out with us in KidCity today. My name is [INSERT NAME]. We are going to have a lot of fun today, As we get started, let's go over our KidCity Expectations and Basic Truths.

(SLIDE: KIDCITY EXPECTATIONS & BASIC TRUTHS)

"Now, let's quickly go over our KidCity Expectations (rules) so we can make sure that we make the most of our time today: (Don't dwell on these too long, but make sure you review them briefly so we can set everyone up for success.)

1. Be Kind
2. Be Safe
3. Have Fun

"And here are our KidCity Basic Truths:

- I am MADE by God
- I am LOVED by God no matter what
- I am made for a PURPOSE

(SLIDE: Theme)

## Game: Line Up

### What You Need

No supplies needed



8 min

## Worship

3 min

### Worship Opener

#### What You Need

-  "Can't Contain It" from Live It Out available on [store.thinkorange.com](https://store.thinkorange.com) 0
-  "Live Your Love" from Can't Stop Won't Stop available on [store.thinkorange.com](https://store.thinkorange.com) 0

5 min

### Memory Verse

#### What You Need

No supplies needed

"It's the final week of our series 'Like and Subscribe: Share the Love of Jesus!' We will talk more about our theme during our Bible Study but let's start things off this morning with a game!

Have students get into their small groups before starting the game.

See LGL script for game instructions. Use the slides to guide the game.

"Today we are going to play a game called 'Line Up.' A prompt will come on the screen, and your small group will need to get in line order based on the prompt. Maybe it will be something like, shortest to tallest or youngest to oldest but there may be a catch! For some of these slides, you may have to get in order without talking! It's going to be fun! Let's get started! Go ahead and get into your small groups!"

Thanks so much for playing that game! It was really fun to learn some new things about each other.

Now it's time to worship God through signing. Let's have everyone, go ahead and stand up to your feet!

"One way of showing our love to God is by worshipping Him! And it's not just with our voices, but with our whole hearts.

SONG 1: "Can't Contain It" from Live It Out available on [store.thinkorange.com](https://store.thinkorange.com)

SONG 2: "Live Your Love" from Can't Stop Won't Stop available on [store.thinkorange.com](https://store.thinkorange.com)

"Great job! You know God's love isn't just for a few people, it's for the whole world! When we love like Jesus, we show others what God is really like.

"You did such a great job singing and shining! Let's take a minute to remember the verse we've been learning all month long. These are words that Jesus Himself spoke. He gave an amazing command—something that would show the world what His love looks like.

"This month's Memory Verse is *John 13:34*! I'll read it, and then we can say it together!

*SLIDE: Memory Verse*

Leader reads: "'I give you a new command. Love one another. You must love one another, just as I have loved you.' —John 13:34"

"Let's say it together!" (Everyone reads it together.)

## Worship Closer and Story Intro

### What You Need

No supplies needed

12 min

## Bible Story (Video)

12 min

### StoryLab Bible Story | Video

### What You Need

No supplies needed

13 min

## Large Group Wrap-Up

3 min

### Outro

*See LGL script on right.*

### What You Say:

"Wow, you all sounded great! That verse reminds us of something really important. Jesus didn't just tell people He loved them. He showed love by helping others, forgiving, and giving His life for us. When we love others the same way, we're showing people what Jesus is like.

"Have any of you ever been in a hurry, and someone stopped you to ask for help? Maybe you were on your way to school, and your mom asked you to help get your younger sibling ready to go to school as well. Or maybe you were almost done with a video game, and your friend called needing help. What did you do?

"Sometimes we get busy doing our own thing, we get wrapped up in what's going on, or we don't have enough time. But not Jesus. Jesus never missed a chance to stop and show love to people who needed help. Today's story shows a time when Jesus did just that. Let's check it out!"

### What You Say:

"In our story, two completely different people needed help, and Jesus had time and love for both of them.

**What You Need**

No supplies needed

5 min

**Prayer****What You Need**

No supplies needed

5 min

**Key Question****What You Need**


No supplies needed

5 min

**Small Group - Activity 1**

5 min

**What's In the Bag?****What You Need**

 Prepared paper bag with various small items inside (bandaid, crayon, ball pit ball, fake money, snack, eraser)

1

"He helped Jairus, a respected leader who begged for his daughter's life. He helped a woman who was sick and alone. He also showed love and power to a little girl whom everyone thought was gone. Jesus saw people who were hurting, stopped what He was doing, and showed them love. And you can do that too!

"When someone needs help, don't rush by. You can stop and show love. When someone's left out, invite them in. When someone's hurting, comfort them. Because every time you do, you're showing the world what Jesus is like.

"Jesus, thank You that You always stop for us. Thank You for showing Your great love by pausing Your day to meet the needs of people like the woman and Jairus's daughter. Help us to have the faith to reach out and ask for Your help and give us the eyes to see the needs of the people around us who need your love. We pray these things in Jesus' name. Amen."

Leave Key Question Slide on the screen for small groups.

"Here is our key question for this week: How have others shown love for you? Take a few seconds to think about that [PAUSE]. Okay, now head to your small groups where you'll talk about it together.

Have the kids sit in pairs in a circle around a bag filled with mystery items. Explain that the bag contains hidden items, and let one kid from each pair feel one item without looking. Let them guess what it is and then pull it out of the bag to see if they got it right.

Afterward, have each pair turn and tell each other how they could use that item to show Jesus' love to someone in need. Continue until every pair has a turn to get an item out of the bag, then challenge the group to think of everyday items they can use to share God's love with others.

See directions on the left.



## EveryChild Tips

EveryChild Pro-Tips:

- Be aware of any sensory sensitivities. Allow kids to look in the bag before reaching in if that eases anxiety.
- For a kid who struggles to brainstorm ideas, offer two simple choices. For example, "Could you use this crayon to draw a picture for a friend, or to write a nice note?"




5 min

# Small Group - Activity 2

5 min

## Snowball Verses

### What You Need

- |   |  |   |
|---|--|---|
|  | Bibles   | 2 |
|  | 1 set of "Snowball Verses" activity page for each subgroup | 2 |
|  | 2 Different colors of markers or crayons                   | 1 |

**Divide the kids into two teams.** Each team gets four sheets of paper, with each sheet containing part of John 13:34:

*"I give you a new command / Love one another. / You must love one another, / just as I have loved you."*

Have teams choose a color and quickly color each of their 4 pages the same color with a marker or crayon. Crumple up each piece of paper into a "snowball".

Teams stand on opposite sides of the room and toss their snowballs to the other team.

Once all snowballs have landed, each team works together to reassemble the verse in the correct order. (Tip: make sure to reassemble with matching color snowballs to avoid missing or duplicates.)

See directions on the left.

5 min

# Prayer

5 min

## Prayer

### What You Say:

"Dear God, thank You for being a God who helps people when they're in need. Please be with all the people we prayed for today. Help them feel Your love. And please help us to see ways that we can show Your

**What You Need**

No supplies needed

love to them and to everyone we meet. We love You, and we pray these things in Jesus' name. Amen."

# Supplies

## Worship Opener

### Quantity

- |    |  |   |
|----|--|---|
| 1. | "Can't Contain It" from Live It Out available on store.thinkorange.com         | 0 |
| 2. | "Live Your Love" from Can't Stop Won't Stop available on store.thinkorange.com | 0 |

## What's In the Bag?

### Quantity

- |    |  |   |
|----|--|---|
| 1. | Prepared paper bag with various small items inside (bandaid, crayon, ball pit ball, fake money, snack, eraser) | 1 |
|----|--|---|

## Snowball Verses

### Quantity

- |    |  |   |
|----|--|---|
| 1. | Bibles   | 2 |
| 2. | 1 set of "Snowball Verses" activity page for each subgroup | 2 |
| 3. | 2 Different colors of markers or crayons                   | 1 |