

Preschool W5 May 31

Leader Summary

Jesus asks Matthew, a tax collector, to follow Him, and Matthew is so excited that he has a special dinner for Jesus and even invites other tax collectors and friends so they can meet Jesus too! But some of the religious leaders ask Jesus' friends why Jesus is eating with tax collectors and people who have done wrong things. And Jesus says: "Those who are healthy don't need a doctor. Sick people do" (Mark 2:17 NIV). Jesus loved Matthew and his friends, even though they had done wrong things. Jesus loves us too, no matter what. He will never stop caring for us because Jesus cares about everyone.

Connect Time (20 minutes)

Welcome Time

Small Group connect

Large Group Time (25 minutes)

Count Down & Welcome

Worship

Memory Verse

Bible Story Intro

Bible Story Video

Wrap Up & Prayer

Small Group Time (25 minutes)

Activity One

Activity Two

Memory Verse with Motions

Prayer

Parent Pick Up Activity

Take Home

Placemat



Bible Story

Matthew's Dinner • Mark 2:13-17; Luke 5:27-32
Jesus never stops caring.

Key Question

Who does Jesus care about?

Bottom Line

Jesus cares about everyone.

Memory Verse

How wide and long and high and deep is the love of Christ. • Ephesians 3:18 NIV

20 min

Connect Time

15 min

Welcome Time

What You Need

 Arrival Music

1

5 min

Small Group Connect

What You Need

No supplies needed

What You Do:

Play intro music in the background as you greet preschoolers and follow the KidCity check-in procedures. Set out a few favorite toys, such as puzzles and blocks.

Small Group Connect time is spent building relationships with the kids. Gather your Small Group together for some intentional connecting time before Large Group. You can do small activities while you chat together (like coloring or building with blocks) or just sit and listen to each other. Ask your kids relationship-building questions like:

- How old are you?
- Do you have a favorite stuffed animal?
- Do you have a brother, sister, or pet? What are their names?
- What do you like to play at home?
- What's your favorite food/color/animal/ice cream flavor?

Transition to Large Group...

12 min

Large Group Time

3 min

Countdown & Welcome

What You Need

No supplies needed



EveryChild tips

- To include children with physical limitations, consider an alternative to jumping, such as clapping, wiggling, making silly faces, etc.

5 min

Worship

What You Need

No supplies needed

4 min

Memory Verse

"Hello my friends! How are you today? Come and sit with me. I am so glad you are here! My name is [your name]. I'm excited to spend time with you today! We are getting ready to sing and dance and hear a true story from the Bible. Before we do let's go over our rules and truths. Here in KidCity we have three rules. How many rules do we have? (Kids respond.) That's right! Three rules. Let's go over our rules now.(List rules while counting on fingers.)

SLIDE: Three Rules

1. Be kind. We can be kind by using our indoor speaking voices, by staying on our blankets (or whatever space you have), and by obeying our leaders.
2. Be safe. We can be safe by walking around the classroom and keeping our hands to ourselves.
3. Have fun! We are going to have SO much fun, and that's because you are here!

"Can everybody follow those rules today? (Kids respond.) Great! KidCity is a place where we learn about God and Jesus! And there are three big truths that we want you to know. Let's say them all together! Are you ready?"

SLIDE: Basic Truths

1. I am made by God. What is it? (Kids repeat.)
2. I am loved by God no matter what. What is it? (Kids repeat.)
3. I am made for a purpose! What is it? (Kids repeat.)

SLIDE: Theme

"It's time to stand up and celebrate because Jesus cares about you! One way we can show Jesus we care about Him too, is through worship. Singing and dancing is one way we can worship.

SONG: "Come and Go with Me"

"Great job! You did great with that first song, now let's get ready for song number two. All month long we are learning that Jesus cares about everyone—that includes a man named Zacchaeus who climbed up a tree just to see Jesus. We learned about him earlier this month. Let's sing this song about him.

SONG: "Zacchaeus"

What You Need

No supplies needed



13 min

Large Group Bible Story

3 min

Bible Story Intro

What You Need

 Story Box	1
 Helper note & Hat (1/ week)	Several

"Great singing, friends! Now, let's learn some of God's words from the Bible. (Open hands like a book.) Are you ready? Watch me say the words from the Bible and do the motions, and then you can do them with me!

VIDEO: Memory Verse Video

How wide (*Stretch arms out wide.*)
and long (*Stretch arms out in front of you.*)
and high (*Stretch arms up as high as you can.*)
and deep (*Crouch down low.*)
is the love of Christ. (*Hug yourself.*)
Ephesians 3:18 (*Open hands like a book.*)

SLIDE: Memory Verse

"Can you do that with me? (*Lead the children to say the Memory Verse with motions once or twice.*)

"You guys all did a great job with our memory verse and with our worship songs! Now it's time to turn around (spin around)... sit down (sit down).. Shake the wiggles out (wiggle hands)... so we can hear (cup hands behind ears) what today's Bible Story is all about!"

NEXT slide is the Ollie Bible Story.

What You Do:

For each week, change out the Note on the outside and Hat Picture inside the giftbag. Leave the Hat Images printout on the Outside of the giftbag.

SLIDE: Theme

"I have my story box ready. I'm so excited to see what we are learning about God today. Let's see what I have in here..."

"Wow! Look at this bag! It has a note on it... let me see what it says. (*Hold up the bag, and show the kids the front with all of the different hat pictures on it. And read the note to the kids.*)

"Let's get ready to watch our Bible Story Video. Raise your hands and wiggle your fingers.... nice job. Now put on your listening ears.... wonderful. Let's see what Ollie and his friends have to share with us today!"

7 min

Wonder Bible Story (Video)

What You Need

No supplies needed

3 min

Wrap Up & Prayer

What You Need

No supplies needed

SLIDE: Bottom Line

"Wow! Some people didn't think that Jesus should be eating with tax collectors like Matthew. They thought Jesus should stay away from people who had done wrong things. But Jesus NEVER stops caring for people! **[Bottom Line] Jesus cares about everyone.**

"Who does Jesus care about? *(Pause.)* **[Bottom Line] Jesus cares about everyone!**

SLIDE: Basic Truth

"Let's look at what our Basic Truth says for today.... I am loved by God no matter what so I can love God, love others, and love life. Jesus loved Matthew and his friends, even though they had done wrong things. Jesus loves us too, no matter what. He will never stop caring for us!

Prayer

"We have had fun this morning, let's get ready to pray. Dear God, it is so amazing that Jesus cares about everyone and wants to be their friend forever. Help us to care about everyone like You want us to. We pray in Jesus' name, Amen.

SLIDE: Theme

Dismiss to Small Groups





25 min

Small Group Time

7 min

Activity 1- Stir the Soup

What You Need

 Stir the Soup Activity Pages (2 sets/group)	2
 Memory Verse Sticker Activity Page	1
 Cooking Pot/Bucket	2
 Large Stirring Spoon	2



EveryChild tips

- Provide noise-cancelling headphones for children with sound sensitivities.

What You Do:

Before the Activity: Copy two sets of Stir the Soup Activity pages per small group. Also get two sand buckets or cooking pots per small group and two large spoons.

During the Activity: Practice the Memory Verse together as a group, and then have kids take turns gathering the 'ingredients' for the soup and bringing them to the pot, once there, pretend to stir the ingredients and then say the verse again after laying the veggies out in order. (Older groups can make it into a relay race, if you choose to do so.)

After the Activity: Connect the Memory Verse to the Bottom Line.

What You Say:

Before the Activity: "We have been working on our memory verse all month long. Let's practice it one more time together.

How wide (Stretch arms out wide.)

and long (Stretch arms out in front of you.)

and high (Stretch arms up as high as you can.)

and deep (Crouch down low.)

is the love of Christ. (Hug yourself.)

Ephesians 3:18 (Open hands like a book.)

"You guys are doing a great job with that memory verse, and now we are going to have some fun with it too! We are going to make Memory Verse Soup! (Show the kids some of the verse images.)

**Depending on ages and numbers, you can have one group or two groups doing this activity in each SG.*

"Over here (point to one end of your Small Group space) we have all of the ingredients for our Memory Verse Soup. You guys are going to help me make the soup!


During the Activity: "You are going to take turns walking, crawling, skipping, tiptoeing, hopping down to get ONE ingredient and bring it back to me to cook in this pretend pot (hold up the sand bucket). Once we have all of the ingredients, we will mix up our yummy soup and see what we have!

- Call the kids one (or two) at a time to go get an ingredient and bring it to the 'pot.' While they are doing that, SGL should be narrating what they are doing. (Ex. Nice job Susie, that was some great tiptoeing, let's see what you have for our soup...yummy! I love carrots!)
- As you call a child to go get an ingredient, give them a Memory Verse Sticker to wear home.

7 min

Activity 2- Jesus Cares About Everyone

What You Need

 "Jesus Cares About Everyone" Activity 1 Page

 Crayons Several

4 min

Memory Verse & Prayer

What You Need

 Memory Verse with Motions 1

- After all of the ingredients are in the pot, pretend to stir it up. Get the kids involved, have them hold out one arm like it's holding a big pot, and stir with the other hand.)
- Then lay out the vegetable cards and say the verse one more time.

After the Activity: "Our Memory Verse teaches us that Jesus' love is wider, longer, higher, and deeper than anything! Jesus loves and cares about everyone! Who does Jesus care about? **[Bottom Line] Jesus cares about everyone.**"

What You Do:

Before the Activity: Print "Jesus Cares About Everyone" on cardstock, one per child. Write each child's name on their paper.

During the Activity: Encourage children to color the people on their paper. In the blank spot, ask children to draw themselves.

After the Activity: Connect the Bottom Line to the Bible Story.

What You Say:

Before the Activity: "Everyone, come to the table and let's get creative!"

During the Activity: "We've been learning about the people who Jesus cares about. People in villages, towns, and countrysides. People who are sick. People who have done bad things. People everywhere! Your paper has a lot of different people on it and Jesus cares about every one of them! Color each of the people you see on your paper. *Help the kids identify some of the images from the stories they heard all month long- Woman Jesus healed on the Sabbath, Zacchaeus, Woman at the well. (Pause to give them time to color.)* Great job! There is one space that is waiting for you to draw a really special person—draw you! *(Pause.)* Jesus cares about you because **[Bottom Line] Jesus cares about everyone!** What amazing pictures!"

After the Activity: "Jesus loved Matthew and his friends, even though they had done wrong things. Jesus loves us too, no matter what. Who does Jesus care about? **[Bottom Line] Jesus cares about everyone!** Who does Jesus care about? **[Bottom Line] Jesus cares about everyone!"**

Note: You can find examples of hand motions in the "Memory Verse Hand Motions" PDF and video, included in the Prelude folder and on Pinterest.



What You Do:

Before the Activity: If you do not have the "Memory Verse Card" from Week One, Print "Memory Verse Card" on cardstock and cut one per Small Group. Place one card in your Bible at Ephesians 3:18.

7 min

Parent Pick Up Activity

What You Need

-  Beginner's Bible 1
-  Dice 1

Encourage the children to pretend to eat as you lead them to your Small Group spot. Sit down and gather the children around you.

During the Activity: Review the Bible Story and the Memory Verse Hand Motions, then ask the children to help you make a list in the journal of people you'd like to have dinner with.

After the Activity: Pray with the children using the list you made in the journal.

What You Say:

"We practiced our Memory Verse a few minutes ago, so we aren't going to do that now. But, would anyone like to try and say it from memory? (*Encourage and celebrate any kids who want to try.*)

How wide (*Stretch arms out wide.*)

and long (*Stretch arms out in front of you.*)

and high (*Stretch arms up as high as you can.*)

and deep (*Crouch down low.*)

is the love of Christ. (*Hug yourself.*)

Ephesians 3:18 (*Open hands like a book.*)

"This month's verse teaches us that Jesus' love is big! We have heard stories all month long about Jesus caring for people- no matter the day, no matter where they were or who they were because **[Bottom Line] Jesus cares about everyone.** Who does Jesus care about? **[Bottom Line] Jesus cares about everyone.**

"I had fun today learning about Jesus and making Memory Verse Soup! Now, let's calm our bodies and get ready to pray.

"Dear God, thank You for each of my friends here today, thank you for loving us and for Jesus! Today we heard how Jesus had dinner with Matthew and his friends, they were people who had made mistakes just like I do sometimes, but Jesus loved them no matter what, and Jesus loves me and all my friends here too! Help us to love and care for all people just like Jesus does. We love you God. Amen."

You have options for today's Parent Pick Up Activity:

- Allow the kids to pick stories from the Bible to have you read aloud to them.
- Sing Songs from this Month- Zacchaeus or the Days of the Week Song
- Get to Know You Fun

Days of the Week Song:

"Jesus helped the woman on the Sabbath, on a special day of rest. But did you know Jesus helps people every single day? He does! Let's sing a song about it! It goes like this.

(Sing to the tune of the "Oh My Darling Clementine")

"Sunday, Monday, (*Pat knees to the beat.*)
Tuesday, Wednesday, (*Pat knees to the beat.*)

Thursday, Friday, (*Pat knees to the beat.*)

Saturday. (*Pat knees to the beat.*)

Jesus cares for me on every day, (*Hug yourself.*)
on every day of the week!

Get To Know You Fun:

Take turns rolling the dice and answering a question

1- Favorite Color

2- Favorite Food

3- Favorite Cartoon, Book or Movie

4- Show us a Silly Face

5- High Five your Small Group Leader

6- Show us a Happy Face

Supplies

Welcome Time	Quantity
1. Arrival Music	1

Bible Story Intro	Quantity
1. Story Box	1
2. Helper note & Hat (1/ week)	Several

Activity 1- Stir the Soup	Quantity
1. Stir the Soup Activity Pages (2 sets/group)	2
2. Memory Verse Sticker Activity Page	1
3. Cooking Pot/Bucket	2
4. Large Stirring Spoon	2

Activity 2- Jesus Cares About Everyone	Quantity
1. "Jesus Cares About Everyone" Activity Page	1

2. Crayons	Several
------------	---------

Memory Verse & Prayer	Quantity
1. Memory Verse with Motions	1

Parent Pick Up Activity	Quantity
1. Beginner's Bible	1
2. Dice	1