

Preschool Wk 1 May 3

Leader Summary

Paul, a friend of Jesus, wrote these words: "How wide and long and high and deep is the love of Christ" (Ephesians 3:18 NIV). The love of Jesus is BIG! So, Jesus goes to help people in lots of places—small villages, big towns, even out in the countryside. And everywhere Jesus goes, people bring their sick friends to Jesus. Jesus makes everyone all better, even those who only touch His clothes! His love is so wide, long, high, and deep that Jesus cares about everyone.

Connect Time (20 minutes)

Welcome Time
Small Group connect

Large Group Time (25 minutes)

Count Down & Welcome
Worship
Memory Verse
Bible Story Intro
Bible Story Video
Wrap Up & Prayer

Small Group Time (25 minutes)

Activity One
Activity Two
Memory Verse with Motions
Prayer
Parent Pick Up Activity

Take Home

Placemat



Bible Story

Villages, Towns, Countryside • Mark 6:53-56
Jesus cares about everyone.

Key Question

Who does Jesus care about?

Bottom Line

Jesus cares about everyone.

Memory Verse

How wide and long and high and deep is the love of Christ. • Ephesians 3:18 NIV

20 min

Connect Time

15 min

Welcome Time

What You Need

 Arrival Music

1

5 min

Small Group Connect Time

What You Need

No supplies needed

What You Do:

Play intro music in the background as you greet preschoolers and follow the KidCity check-in procedures. Set out a few favorite toys, such as puzzles and blocks.

Small Group Connect time is spent building relationships with the kids. Gather your Small Group together for some intentional connecting time before Large Group. You can do small activities while you chat together (like coloring or building with blocks) or just sit and listen to each other. Ask your kids relationship-building questions like:

- How old are you?
- Do you have a favorite stuffed animal?
- Do you have a brother, sister, or pet? What are their names?
- What do you like to play at home?
- What's your favorite food/color/animal/ice cream flavor?

Transition to Large Group...

10 min

Large Group Time

3 min

Countdown & Welcome

What You Need

No supplies needed

4 min

Worship

What You Need

No supplies needed

"Hello my friends! How are you today? Come and sit with me. I am so glad you are here! My name is [your name]. I'm excited to spend time with you today! We are getting ready to sing and dance and hear a true story from the Bible. Before we do, let's go over our rules and truths. Here in KidCity we have three rules. How many rules do we have? (Kids respond.) That's right! Three rules. Let's go over our rules now.(List rules while counting on fingers.)

SLIDE: Three Rules

1. Be kind. We can be kind by using our indoor speaking voices, by staying on our blankets (or whatever space you have), and by obeying our leaders.
2. Be safe. We can be safe by walking around the classroom and keeping our hands to ourselves.
3. Have fun! We are going to have SO much fun, and that's because you are here!

"Can everybody follow those rules today? (Kids respond.) Great! KidCity is a place where we learn about God and Jesus! And there are three big truths that we want you to know. Let's say them all together! Are you ready?"

SLIDE: Basic Truths

1. I am made by God. What is it? (Kids repeat.)
2. I am loved by God no matter what. What is it? (Kids repeat.)
3. I am made for a purpose! What is it? (Kids repeat.)

SLIDE: Theme

"It's time to stand up and celebrate because Jesus cares about you! One way we can show Jesus we care about Him too, is through worship. Singing and dancing is one way we can worship.

SONG: "Come and Go with Me"

"Great job! You did great with that first song, now let's get ready for song number two. All month long we are learning that Jesus cares about everyone—that includes a man named Zacchaeus who climbed up a tree just to see Jesus. We will learn about him later this month, but for now, let's sing this song about him.

SONG: "Zacchaeus"

3 min

Memory Verse

What You Need

No supplies needed

"Great singing, friends! Now, let's learn some of God's words from the Bible. (Open hands like a book.) Are you ready? Watch me say the words from the Bible and do the motions, and then you can do them with me!

VIDEO: Memory Verse Video

How wide (*Stretch arms out wide.*)
and long (*Stretch arms out in front of you.*)
and high (*Stretch arms up as high as you can.*)
and deep (*Crouch down low.*)
is the love of Christ. (*Hug yourself.*)
Ephesians 3:18 (*Open hands like a book.*)

SLIDE: Memory Verse

"Can you do that with me? (*Lead the children to say the Memory Verse with motions once or twice.*)

"You guys all did a great job with our memory verse and with our worship songs! Now it's time to turn around (spin around)... sit down (sit down).. Shake the wiggles out (wiggle hands)... so we can hear (cup hands behind ears) what today's Bible Story is all about!"



15 min

Large Group Bible Story

3 min

Bible Story Intro

What You Need

-  Story Box 1
-  Helper Note & Hat (1 per week) 1

What You Do:

For each week, change out the Note on the outside and Hat Picture inside the giftbag. Leave the Hat Images printout on the Outside of the giftbag.

SLIDE: Theme

"I have my story box ready. I'm so excited to see what we are learning about God Today. Let's see what I have in here..."

"Wow! Look at this bag! It has a note on it... let me see what it says. (Hold up the bag, and show the kids the front with all of the different hat pictures on it. And read the note to the kids.)

"Let's get ready to watch our Bible Story Video. Raise your hands and wiggle your fingers.... nice job. Now put on your listening ears.... wonderful. Let's see what Ollie and his friends have to share with us today!"

9 min

Wonder Bible Story (Video)

What You Need

No supplies needed

3 min

Wrap Up & Prayer**What You Need**

No supplies needed

SLIDE: Bottom Line

"Wow! Jesus went to small towns, big towns, and way out into the countryside. Jesus went all over; and everywhere Jesus went, He did amazing things to help people. I'm going to ask you something, Who does Jesus care about? *(Pause.)* Everyone! That's right! **[Bottom Line] Jesus cares about everyone!** His love is higher, deeper, wider, and longer than we can even measure! When you share kindness and love, and help others, you're showing the world **[Bottom Line] Jesus cares about everyone!**

SLIDE: Basic Truth

"Let's look at what our Basic Truth says for today.... I am loved by God no matter what so I can love God, love others, and love life. Jesus cares about EVERYONE! That means you, and you, and you (point to a few kids) and Jesus loves me (point to yourself.) Our Bible verse tells us God loves us so much, we can't even measure it! His love is higher, and deeper, and wider, and longer than we can measure!

Prayer

"We have had fun this morning, let's get ready to pray. Dear God, thank You so much for Jesus. Jesus loves and cares about everyone. Help us to care for everyone too. We pray in Jesus' name. Amen."

SLIDE: Theme**Dismiss to Small Groups**

25 min

Small Group Time

7 min

Activity 1- Everyone, Everywhere

What You Need

👤 "Everyone, Everywhere Spinner" Activity 1 Page

👤 6 Color Spinner 1

What You Do:

Before the Activity: Print "Everyone, Everywhere Spinner Activity" on cardstock, one set per Small Group and cut apart. Get 6 color spinner for each Small Group.

During the Activity: Encourage children to take turns spinning the spinner and going to the location that matches the color they landed on. Continue until all kids are at a picture, and then go around to each picture saying the Bottom Line. Then if time and interest allow, repeat.

After the Activity: Connect the Bottom Line to the Bible Story.

What You Say:

Before the Activity: "Friends! Everyone come have a seat over here with me, now wiggle your toes. (Pause.) Nice job, now stretch your arms up high. (Pause.) Good job! Now we are ready for a movement activity! There are 6 different pictures around our small group space, do you see them? (Point to the six pictures.) Let's play a game with those pictures and this spinner (hold up the spinner and show the kids how it works.)"

During the Activity: " We are going to take turns (individually or in groups of 2-3, depending on your numbers) moving to one of the 6 pictures. When it's your turn, you will give the spinner a spin and then go to the picture with the matching color, and have a seat right there with that picture.

- Give each child (or small group of children) a turn to spin and go to the matching picture.
- Once all of the kids are at a picture, go around and have the kids say with you, "Jesus cares about everyone at the ____."
- If time and interest allow, have kids return to the middle and do the activity again.

After the Activity: "In our Bible Story, everywhere Jesus went, small towns, big towns, or out into the countryside, He did amazing things to help people, because Jesus loves and cares about everyone! People ran and carried their sick friends on mats to Jesus. And others simply touched Jesus' robe and were healed. Jesus cares about everyone, everywhere... like the playground, or the grocery store, and all of the other places we moved to today.






Jesus' love is wide, and long, and high, and deep enough for everyone because Jesus loves and cares about everyone. **Who does Jesus care about? [Bottom Line] Jesus cares about everyone.**

What You Do:

6 min

Activity 2- Move Jesus

What You Need

	"Move Jesus Town" Activity Page	1
	"Move Jesus" Activity Page (8/pg)	1
	Tape	1
	Yarn/String (12 inch piece)	1
	Crayons	Several

Before the Activity: Print "Move Jesus town", one per child. Print "Move Jesus" and cut, one cutout per child. Cut string/yarn for each child. (10-12 inches long)

During the Activity: Encourage children to color their town and Jesus pictures. Use the string and tape to attach the Jesus cutout to the town picture so the kids can move Jesus around the town.

After the Activity: Connect the Bottom Line to the Bible Story.

What You Say:

Before the Activity: "Nice job moving all around to different places! That's just like what Jesus did in our Bible Story today. We are going to make a fun craft that will help you show your parents where Jesus went."

During the Activity: "Color the picture of the towns and country side. (Pause.) Good coloring! Be sure to color the picture of Jesus too. (Pause.) While you are finishing your coloring. We are going to use a piece of string (or yarn) to tape Jesus to your town, so you can move him all around the town. (Tape one end of the yarn to the top corner of the paper, and tape the other end to the back of Jesus.)

"Your coloring looks great, if you want to add more color, you can do that later. But for now, we are going to see how we can move Jesus around the town. (Pause, and give kids time to clean up crayons.) Can you move Jesus to the boat? (Pause.) Nice. Can you move Jesus to one of the homes he might have seen in a Big Town? (Pause.) Good job. Now, can you move Jesus to the person with a hurt foot? (Pause.) Jesus didn't stay in one place, he moved all over. He went to Big towns, small towns, the country side, the sea. Everywhere he went, people brought their sick or hurt friends and family to see Jesus. Jesus healed people in towns and villages.

After the Activity: "Your pictures look awesome! You can use them to show your family what you learned from today's Bible story. Jesus moved all around- Big towns, and little towns, and He helped the people he met because **[Bottom Line] Jesus cares about everyone.** Who does Jesus care about? **[Bottom Line] Jesus cares about everyone.**"

5 min

Memory Verse & Prayer

What You Need

	Memory Verse with Motions	Several
---	---------------------------	---------

What You Say:

"We have a new memory verse this month! I am excited to try and memorize it this month.. that means I want to know it by heart, without having to read it. Who else wants to try and memorize this month's verse with me? (Pause.) Ok, we will keep practicing it each week. You can practice at home too!


"Let's all say it together.

How wide (Stretch arms out wide.)
and long (Stretch arms out in front of you.)
and high (Stretch arms up as high as you can.)
and deep (Crouch down low.)
is the love of Christ. (Hug yourself.)
Ephesians 3:18 (Open hands like a book.)

7 min

Parent Pick Up Activity

What You Need

-  Beginner's Bible marked at the correct page 1

"Our verse teaches us that Jesus' love is big! Huge! In our story from the Bible, Jesus helped people in every town and village. Jesus didn't miss anyone because, **[Bottom Line] Jesus cares about everyone**, every day! Who does Jesus care about? **[Bottom Line] Jesus cares about everyone**.

"Today has been a lot of fun! Now, let's calm our bodies and get ready to pray.

"Dear God, thank You for today and thank you for Jesus. Thank you for each person here today, I am so happy I got to see them and learn about Jesus with them! Help us to care about everyone this week so we can love like Jesus. Amen."

Open up the Beginner's Bible and find stories of Jesus traveling and healing people. (pg 326, pg 332, pg 340) and read it to your small group.

Supplies

Welcome Time

- | | Quantity |
|------------------|----------|
| 1. Arrival Music | 1 |

Bible Story Intro

- | | Quantity |
|-----------------------------------|----------|
| 1. Story Box | 1 |
| 2. Helper Note & Hat (1 per week) | 1 |

Activity 1- Everyone, Everywhere

- | | Quantity |
|---|----------|
| 1. "Everyone, Everywhere Spinner" Activity Page | 1 |
| 2. 6 Color Spinner | 1 |

Activity 2- Move Jesus

- | | Quantity |
|--------------------------------------|----------|
| 1. "Move Jesus Town" Activity Page | 1 |
| 2. "Move Jesus" Activity Page (8/pg) | 1 |
| 3. Tape | 1 |
| 4. Yarn/String (12 inch piece) | 1 |
| 5. Crayons | Several |

Memory Verse & Prayer

- | | Quantity |
|------------------------------|----------|
| 1. Memory Verse with Motions | Several |

Parent Pick Up Activity

- | | Quantity |
|--|----------|
| 1. Beginner's Bible marked at the correct page | 1 |