

Preschool Wk 2 May 10

Leader Summary

Jesus is teaching on the Sabbath, an important day of rest. He sees a woman who has been sick for 18 years because of an evil spirit. Now an evil spirit sounds very scary, but Jesus is WAY more powerful than anything evil! So Jesus makes the woman all better. The woman is so excited that she starts to praise and thank God. One religious leader gets upset that Jesus healed her on the Sabbath, but Jesus reminds the leader that he takes care of his ox and donkeys on the Sabbath. And she was a person who needed help! Everyone else celebrates the amazing things Jesus was doing, because Jesus cares about everyone, every single day.

Connect Time (20 minutes)

Welcome Time

Small Group connect

Large Group Time (25 minutes)

Count Down & Welcome

Worship

Memory Verse

Bible Story Intro

Bible Story Video

Wrap Up & Prayer

Small Group Time (25 minutes)

Activity One

Activity Two

Memory Verse with Motions

Prayer

Parent Pick Up Activity

Take Home

Placemat



Bible Story

Jesus Heals a Woman on the Sabbath • Luke 13:10–17 CEV

Jesus cares about everyone every day.

Key Question

Who does Jesus care about?

Bottom Line

Jesus cares about everyone.

Memory Verse

How wide and long and high and deep is the love of Christ. • Ephesians 3:18 NIV

20 min

Connect Time

15 min

Welcome Time

What You Need

 Arrival Music

1

5 min

Small Group Connect

What You Need

No supplies needed

What You Do:

Play intro music in the background as you greet preschoolers and follow the KidCity check-in procedures. Set out a few favorite toys, such as puzzles and blocks.

Small Group Connect time is spent building relationships with the kids. Gather your Small Group together for some intentional connecting time before Large Group. You can do small activities while you chat together (like coloring or building with blocks) or just sit and listen to each other. Ask your kids relationship-building questions like:

- How old are you?
- Do you have a favorite stuffed animal?
- Do you have a brother, sister, or pet? What are their names?
- What do you like to play at home?
- What's your favorite food/color/animal/ice cream flavor?

Transition to Large Group...

11 min

Large Group Time

3 min

Countdown & Welcome

What You Need

No supplies needed

"Hello my friends! How are you today? Come and sit with me. I am so glad you are here! My name is [your name]. I'm excited to spend time with you today! We are getting ready to sing and dance and hear a true story from the Bible. Before we do let's go over our rules and truths. Here in KidCity we have three rules. How many rules do we have? (Kids respond.) That's right! Three rules. Let's go over our rules now.(List rules while counting on fingers.)

SLIDE: Three Rules

1. Be kind. We can be kind by using our indoor speaking voices, by staying on our blankets (or whatever space you have), and by obeying our leaders.
2. Be safe. We can be safe by walking around the classroom and keeping our hands to ourselves.
3. Have fun! We are going to have SO much fun, and that's because you are here!

"Can everybody follow those rules today? (Kids respond.) Great! KidCity is a place where we learn about God and Jesus! And there are three big truths that we want you to know. Let's say them all together! Are you ready?"

SLIDE: Basic Truths

1. I am made by God. What is it? (Kids repeat.)
2. I am loved by God no matter what. What is it? (Kids repeat.)
3. I am made for a purpose! What is it? (Kids repeat.)

SLIDE: Theme

"It's time to stand up and celebrate because Jesus cares about you! One way we can show Jesus we care about Him too, is through worship. Singing and dancing is one way we can worship.

SONG: "Come and Go with Me"

"Great job! You did great with that first song, now let's get ready for song number two. Last Sunday we started learning that Jesus cares about everyone—that includes a man named Zacchaeus who climbed up a tree just to see Jesus. We will learn about him later this month, but for now, let's sing this song about him.

SONG: "Zacchaeus"

5 min

Worship

What You Need

No supplies needed

3 min

Memory Verse

What You Need

No supplies needed

"Great singing, friends! Now, let's learn some of God's words from the Bible. (Open hands like a book.) Are you ready? Watch me say the words from the Bible and do the motions, and then you can do them with me!

VIDEO: Memory Verse Video

How wide (*Stretch arms out wide.*)

and long (*Stretch arms out in front of you.*)

and high (*Stretch arms up as high as you can.*)

and deep (*Crouch down low.*)

is the love of Christ. (*Hug yourself.*)

Ephesians 3:18 (*Open hands like a book.*)

SLIDE: Memory Verse

"Can you do that with me? (*Lead the children to say the Memory Verse with motions once or twice.*)

"You guys all did a great job with our memory verse and with our worship songs! Now it's time to turn around (spin around)... sit down (sit down).. Shake the wiggles out (wiggle hands)... so we can hear (cup hands behind ears) what today's Bible Story is all about!"

NEXT slide is the Ollie Bible Story.



14 min

Large Group Bible Story

4 min

Bible Story Intro

What You Need

-  Story Box 1
-  Helper note & Hat (1/ week) 1

What You Do:

For each week, change out the Note on the outside and Hat Picture inside the giftbag. Leave the Hat Images printout on the Outside of the giftbag.

SLIDE: Theme

"I have my story box ready. I'm so excited to see what we are learning about God Today. Let's see what I have in here..."

"Wow! Look at this bag! It has a note on it... let me see what it says. (*Hold up the bag, and show the kids the front with all of the different hat pictures on it. And read the note to the kids.*)

"Let's get ready to watch our Bible Story Video. Raise your hands and wiggle your fingers.... nice job. Now put on your listening ears.... wonderful. Let's see what Ollie and his friends have to share with us today! "

7 min

Wonder Bible Story (Video)

What You Need

No supplies needed

3 min

Wrap Up & Prayer

What You Need

No supplies needed

SLIDE: Bottom Line

"Wow! Jesus made the woman all better, even on the Sabbath day! because **[Bottom Line] Jesus cares about everyone!** Jesus healed the woman and made her better, and she was very happy. One religious leader was upset because it was the Sabbath and thought Jesus should not do work that day. Jesus explained that if people care for their animals on the Sabbath, it is even more important to help people.

"Who does Jesus care about? *(Pause.)* **[Bottom Line] Jesus cares about everyone!**

SLIDE: Basic Truth

"Let's look at what our Basic Truth says for today.... I am loved by God no matter what so I can love God, love others, and love life. Jesus made the sick woman all better on the special Sabbath day, because Jesus cares about EVERYONE, everyday! That means Jesus loves and cares about us everyday too!

Prayer

"We have had fun this morning, let's get ready to pray. Dear God, thank You for loving us so much that You gave us Jesus. Jesus is so powerful that He made the sick woman all better. Thank You for caring about us every day. Help us to care for others too. We pray in Jesus' name, Amen."

SLIDE: Theme

Dismiss to Small Groups

(Something to consider: be prepared for a child to ask 'why doesn't Jesus heal _____, does he not care for them?' It could be a sick grandparent or a friend who is sick. Not all kids at this age will make those jumps, but we want you as their LGL to be prepared in case they do. A possible answer, is "Jesus cares about EVERYONE. We don't always know why Jesus works the way he does, why some people get healed and some don't. That is a good question, but may not be something we will know. But we do know, Jesus cares about EVERYONE.")



25 min

Small Group Time

6 min

Activity 1- Help the Hurt

What You Need

-  Help The Hurt (Activity page) on 11x17 paper 1
-  bandaids (1-2 per child) 2

What You Do:

Before the Activity: Print "Help the Hurt" on 11x17 paper, 1/small group. And have bandaids available, enough for 1-2 per child.

During the Activity: Encourage children to take turns putting bandages on the hurt person.

After the Activity: Connect the Bottom Line to the Bible Story.

What You Say:

Before the Activity: "Jesus helped a woman feel better, and He did it on a special day...do you remember what that day was called? (*Pause.*) Yes, the Sabbath. We learned the Sabbath is a special day of rest. And it made some of the people angry that Jesus helped the woman on the Sabbath. But Jesus said everyday is a good day to help someone."

During the Activity: "I have these bandages, and we are going to use them to help the hurt person in this picture. (Hold up the hurt person picture.) I know this 'person' looks like a cookie cut out, but we are going to pretend it is someone who is hurting. Maybe they have a hurt foot, or an upset tummy, or a headache, or they fell down and hurt their knee. We are going to take turns crawling, skipping, tip toeing over to the picture to put bandaids on the hurt person. (If you have a lot of kids in your group, make two lines, and let two go at a time.)

"You all helped the hurt person. Look at all of those bandages we used. You are all very good helpers!


After the Activity: "In our Bible Story, we heard how Jesus traveled from town to town, telling people about God's love. On one Sabbath day, remember, that means a special day to rest, Jesus saw a woman who had been sick for a really long time. Jesus placed His hands on the woman, and she was healed. We took care of the hurt person with bandages, but Jesus didn't need bandages, because He is so powerful. He just touched her and she was healed. Jesus cared for the woman because **[Bottom Line] Jesus cares about everyone**, no matter what day it is. Who does Jesus care about? **[Bottom Line] Jesus cares about everyone!**"

(Something to consider: be prepared for a child to ask 'why doesn't Jesus heal _____, does he not care for them?') It could be a sick grandparent or a friend who is sick. Not all kids at this age will make those jumps, but we want you as their SGL to be prepared in case they do. A possible answer, is "Jesus cares about EVERYONE. We don't always know why Jesus works the way he does, why some people get healed and some don't. That is a good question, but may not be something we will know. But we do know, Jesus cares about EVERYONE.")

6 min

Activity 2- Love Trace

What You Need

 Love Trace Activity Page

1

 Crayons

Several

6 min

Memory Verse & Prayer

What You Need

No supplies needed

What You Do:

Before the Activity: Gather the children to sit in a circle with you.

During the Activity: Tell the children you are going to sing a special song to help them remember that Jesus cares for them every single day. Sing the words and do the motions to the song below to the tune of "Oh My Darling Clementine" for the children one time so they can hear it. Lead the children to sing the song and do the motions with you several times.

After the Activity: Connect the Bottom Line to the Bible Story.

What You Say:

Before the Activity: "We are going to color a picture to help us remember today's story.

During the Activity: "In our Bible Story, Jesus saw a woman who was hurting and bent over for along time, eighteen years! Jesus simply touched her and she was healed! Color Jesus and the woman, and then use your favorite color to trace the line connecting Jesus and the woman.

"What shape do you see? *(Pause.)* Yes, it's a heart!

After the Activity: "This heart shows the love that brought Jesus and the woman together. She was healed because Jesus cared for her, even when others didn't. **[Bottom Line] Jesus cares about everyone,** no matter what day it is. Who does Jesus care about? **[Bottom Line] Jesus cares about everyone.**"

"I have been working hard to memorize this month's verse, that means I just know it, without having to read it! Are any of you trying to memorize it? *(Pause.)* Ok, we will keep practicing it every week. You can practice at home too!

"Let's all say it together.



How wide *(Stretch arms out wide.)*
and long *(Stretch arms out in front of you.)*
and high *(Stretch arms up as high as you can.)*
and deep *(Crouch down low.)*
is the love of Christ. *(Hug yourself.)*
Ephesians 3:18 *(Open hands like a book.)*

"Our verse teaches us that Jesus' love is SO big! So big that He stopped to help someone who need Him on the Sabbath, the day of rest. **[Bottom Line] Jesus cares about everyone,** every day! Who does Jesus care about? **[Bottom Line] Jesus cares about everyone.**

7 min

Parent Pick Up Activity

What You Need

-  Beginner's Bible marked at the correct page 4
-  Table 1



EveryChild tips

QR Code to Days of the Week Song, to the tune of "Oh My Darling Clementine."

"I had fun learning about Jesus with you today. Now, let's calm our bodies and get ready to pray.

"Dear God, thank You for today and thank you for Jesus. Thank you for each person here today, I am so happy I got to see them at church and learn about Jesus. Jesus loves and cares about everyone, everywhere. Help us to care about everyone we see and meet this week, so we can love like Jesus. Amen."

Open up the Beginner's Bible and find stories of Jesus traveling and helping people. (pg 326, pg 332, pg 340) and read it to your small group

BONUS Activity: *(If your group finishes early, below is a fun song you can sing.)*

"Jesus helped the woman on the Sabbath, on a special day of rest. But did you know Jesus helps people every single day? He does! Let's sing a song about it! It goes like this.

(Sing to the tune of the "Oh My Darling Clementine")

"Sunday, Monday, *(Pat knees to the beat.)*
 Tuesday, Wednesday, *(Pat knees to the beat.)*
 Thursday, Friday, *(Pat knees to the beat.)*
 Saturday. *(Pat knees to the beat.)*
 Jesus cares for me on every day, *(Hug yourself.)*
 on every day of the week!

"What wonderful singing today! It's so good to know that Jesus doesn't just care for us on some days. He cares for us on ALL the days! He cares for you on Sunday, and Monday, and Tuesday, and all the days! Jesus cares for us every single day!"

Supplies

Welcome Time

- | | Quantity |
|------------------|----------|
| 1. Arrival Music | 1 |

Bible Story Intro

- | | Quantity |
|--------------------------------|----------|
| 1. Story Box | 1 |
| 2. Helper note & Hat (1/ week) | 1 |

Activity 1- Help the Hurt

- | | Quantity |
|---|----------|
| 1. Help The Hurt (Activity page) on 11x17 paper | 1 |
| 2. bandaids (1-2 per child) | 2 |

Activity 2- Love Trace

- | | Quantity |
|-----------------------------|----------|
| 1. Love Trace Activity Page | 1 |
| 2. Crayons | Several |

Parent Pick Up Activity

- | | Quantity |
|--|----------|
| 1. Beginner's Bible marked at the correct page | 4 |
| 2. Table | 1 |