

# Preschool Wk 3 May 17

## Leader Summary

Zacchaeus is a tax collector, and he has taken so much money from people that it was unfair. One day Zacchaeus climbs a fig tree just to see Jesus, and Jesus stops. He calls Zacchaeus by name and wants to go to Zacchaeus' house. Jesus knows that Zacchaeus has done wrong things, but Jesus loves and cares for everyone—no matter what! And Zacchaeus changes! He promises to give back the money he had taken and much more. Jesus did not just come to help people who do the right thing all the time. Jesus came to help people who are sick and hurting and do wrong things, like Zacchaeus, because Jesus cares about everyone.

## Connect Time (20 minutes)

Welcome Time

Small Group connect

## Large Group Time (25 minutes)

Count Down & Welcome

Worship

Memory Verse

Bible Story Intro

Bible Story Video

Wrap Up & Prayer

## Small Group Time (25 minutes)

Activity One

Activity Two

Memory Verse with Motions

Prayer

Parent Pick Up Activity

## Take Home

Placemat



## Bible Story

Zacchaeus • Luke 19:1-10

Jesus cares about you no matter what.

## Key Question

Who does Jesus care about?

## Bottom Line

Jesus cares about everyone.

## Memory Verse

*How wide and long and high and deep is the love of Christ.* • Ephesians 3:18 NIV

20 min

# Connect Time

15 min

## Welcome Time

### What You Need

 Arrival Music

1

5 min

## Small Group Connect

### What You Need

No supplies needed

### What You Do:

Play intro music in the background as you greet preschoolers and follow the KidCity check-in procedures. Set out a few favorite toys, such as puzzles and blocks.

Small Group Connect time is spent building relationships with the kids. Gather your Small Group together for some intentional connecting time before Large Group. You can do small activities while you chat together (like coloring or building with blocks) or just sit and listen to each other. Ask your kids relationship-building questions like:

- How old are you?
- Do you have a favorite stuffed animal?
- Do you have a brother, sister, or pet? What are their names?
- What do you like to play at home?
- What's your favorite food/color/animal/ice cream flavor?

### Transition to Large Group...

10 min

# Large Group Time

3 min

## Welcome & Countdown

### What You Need

No supplies needed

"Hello my friends! How are you today? Come and sit with me. I am so glad you are here! My name is [your name]. I'm excited to spend time with you today! We are getting ready to sing and dance and hear a true story from the Bible. Before we do let's go over our rules and truths. Here in KidCity we have three rules. How many rules do we have? (Kids respond.) That's right! Three rules. Let's go over our rules now.(List rules while counting on fingers.)

### SLIDE: Three Rules

1. Be kind. We can be kind by using our indoor speaking voices, by staying on our blankets (or whatever space you have), and by obeying our leaders.
2. Be safe. We can be safe by walking around the classroom and keeping our hands to ourselves.
3. Have fun! We are going to have SO much fun, and that's because you are here!

"Can everybody follow those rules today? (Kids respond.) Great! KidCity is a place where we learn about God and Jesus! And there are three big truths that we want you to know. Let's say them all together! Are you ready?"

### SLIDE: Basic Truths

1. I am made by God. What is it? (Kids repeat.)
2. I am loved by God no matter what. What is it? (Kids repeat.)
3. I am made for a purpose! What is it? (Kids repeat.)

### SLIDE: Theme

"It's time to stand up and celebrate because Jesus cares about you! One way we can show Jesus we care about Him too, is through worship. Singing and dancing is one way we can worship.

### SONG: "Come and Go with Me"

"Great job! You did great with that first song, now let's get ready for song number two. All month long we are learning that Jesus cares about everyone—that includes a man named Zacchaeus who climbed up a tree just to see Jesus. Today might be the day we hear Zacchaeus' story... make sure you are listening and paying attention during Large Group!!

### SONG: "Zacchaeus"

3 min

## Worship

### What You Need

No supplies needed

4 min

## Memory Verse

### What You Need

No supplies needed

"Great singing, friends! Now, let's learn some of God's words from the Bible. (Open hands like a book.) Are you ready? Watch me say the words from the Bible and do the motions, and then you can do them with me!

**VIDEO:** Memory Verse Video

**How wide** (*Stretch arms out wide.*)

**and long** (*Stretch arms out in front of you.*)

**and high** (*Stretch arms up as high as you can.*)

**and deep** (*Crouch down low.*)

**is the love of Christ.** (*Hug yourself.*)

**Ephesians 3:18** (*Open hands like a book.*)

**SLIDE:** Memory Verse

"Can you do that with me? (*Lead the children to say the Memory Verse with motions once or twice.*)

"You guys all did a great job with our memory verse and with our worship songs! Now it's time to turn around (spin around)... sit down (sit down).. Shake the wiggles out (wiggle hands)... so we can hear (cup hands behind ears) what today's Bible Story is all about!"

**NEXT slide is the Ollie Bible Story.**

15 min

## Large Group Bible Story


3 min

### Bible Story Intro

#### What You Need

 Story Box

1

 Helper note & Hat (1/ week)

1

#### What You Do:

*For each week, change out the Note on the outside and Hat Picture inside the giftbag. Leave the Hat Images printout on the Outside of the giftbag.*

**SLIDE:** Theme

"I have my story box ready. I'm so excited to see what we are learning about God Today. Let's see what I have in here..."

"Wow! Look at this bag! It has a note on it... let me see what it says. (*Hold up the bag, and show the kids the front with all of the different hat pictures on it. And read the note to the kids.*)

"Let's get ready to watch our Bible Story Video. Raise your hands and wiggle your fingers.... nice job. Now put on your listening ears.... wonderful. Let's see what Ollie and his friends have to share with us today!"

9 min

## Wonder Bible Story (Video)

### What You Need

No supplies needed

3 min

## Wrap UP & Prayer

### What You Need

No supplies needed

#### SLIDE: Bottom Line

"Wow! Zacchaeus took so much money from people that it was unfair, and people didn't like him at all! But Jesus still loved him. And then Zacchaeus changed... all because Jesus cared about him. Jesus never gives up on anyone! Jesus cares about everyone! Can you answer this question..."

"Who does Jesus care about? (*Pause.*) **[Bottom Line] Jesus cares about everyone!**

#### SLIDE: Basic Truth

"Let's look at what our Basic Truth says for today.... I am loved by God no matter what so I can love God, love others, and love life. Jesus loved Zacchaeus even though he had taken everyone's money and no one liked him. Jesus loves and cares about everyone, no matter what! He wants us to live our lives to help others and show kindness, but He knows we will make mistakes, and He loves us always!

#### Prayer

"We have had fun this morning, let's get ready to pray. Dear God, thank You for loving us even if we do wrong things. Help us follow Jesus and show everyone how much You love them. We pray this in Jesus' name, Amen."

#### SLIDE: Theme

***Dismiss to Small Groups***




25 min

# Small Group Time

6 min

## Activity 1- Who's in the Tree

### What You Need

-  Zacchaeus Tree (on 11x17) 2
-  Zacchaeus image 2
-  Green Post Its- 1.375' x 1.875' (or Several Green Dot Stickers)

### What You Do:

*Before the Activity:* Print Zacchaeus Tree on 11x17 paper, 2/SG. And print Zacchaeus image, 2/SG.

*During the Activity:* Encourage children to work together to cover the empty tree with their green post its, and then to add Zacchaeus to the tree.

*After the Activity:* Connect the Bottom Line to the Bible Story.

### What You Say:

*Before the Activity:* "Look at this big tree it doesn't have any leaves! Let's give this tree some nice green leaves. We are going to split into 2 groups and each group is going to take turns filling their tree with leaves (green post it notes) and after all of your leaves are on the tree, you will need to put someone in the tree... who might that be? *(Pause.)* Yes, Zacchaeus."



*During the Activity:* "Ok, when I say go, I want you to take turns walking to the tree and putting the green post its on the limbs. Once all of your post its are on the tree, one person will put Zacchaeus on the tree too." (Be sure to give each group the same number of green post its. *Depending on the age of the students in your room, SGLs may need to provide additional assistance/direction.*)

*After the Activity:* "In today's Bible Story, Jesus was coming to town, and everyone wanted to see Him. There was a big crowd and Zacchaeus couldn't see, so he climbed up into a tree and saw Jesus. Jesus walked right to Zacchaeus in the tree and said 'Zacchaeus, come down at once. I must stay at your house today' (Luke 19:5). Jesus knew that Zacchaeus had taken too much money from people, but Jesus still loved him and wanted to come to his house! Zacchaeus changed that day. He gave back way more money than he took. Jesus told Zacchaeus that He came to help people who are lost and hurting and to rescue them because **[Bottom Line] Jesus cares about everyone.** Who does Jesus care about?**[Bottom Line] Jesus cares about everyone!"**

6 min

## Activity 2- Parachute Fun

### What You Need

-  Parachute (or sheet/large fabric square) 1
-  Pretend Coins (10-12) 12

### What You Say:

*Before the Activity:* "That was fun putting all of the green 'leaves on the tree' and then adding that short little guy to the tree. What was his name? *(Pause.)* Yes, Zacchaeus! That's who we learned about today. We are going to do another fun activity about Zacchaeus.

*During the Activity:* "What does this look like to you? *(Pause.)* Yes, money! Technically, it's pretend money. In today's story we learned that Zacchaeus was a tax collector, and people didn't like him because he took their money. And he took more than he was supposed to! BUT...

6 min

## Memory Verse & Prayer

### What You Need

 Memory Verse with Motions

1

when Zacchaeus met Jesus, he changed! He realized what he had been doing was wrong and he wanted to do better. He gave people back the money he had taken from them.

"I am going to give each of you a coin (*or two, depending on numbers*) and you are going to put it on this parachute! We are going to have some parachute fun with this money!!

*Lead the kids in slow and fast movements with the parachute, after a few moments, try to make all of the money fly off!*

"Wow, that money wen flying. Everyone go get a piece of money and bring it back to the parachute. Pretend like you are Zacchaeus giving the people their money back.

Repeat as time and interest allows.

*After the Activity:* "Jesus loves everyone! Zacchaeus found out just how big that love really is. Jesus saw him, called him by name, and loved him no matter what he had done **because [Bottom Line] Jesus cares about everyone.** Who does Jesus care about? **[Bottom Line] Jesus cares about everyone.**

### What You Say:

"Does anyone have this month's memory verse memorized? Remember, that means you have practiced and practiced it so now you just know it and can say it outloud without reading it or anyone telling you the words. (*Pause, to see if anyone wants to try. No pressure. Encourage and Celebrate any kiddos who try.*) Ok, we will keep practicing it every week. You can practice it at home too!

"Let's all say it together.

**How wide** (*Stretch arms out wide.*)  
**and long** (*Stretch arms out in front of you.*)  
**and high** (*Stretch arms up as high as you can.*)  
**and deep** (*Crouch down low.*)  
**is the love of Christ.** (*Hug yourself.*)  
**Ephesians 3:18** (*Open hands like a book.*)

"Our verse teaches us that Jesus' love is big! Zacchaeus found out just how big. Jesus saw him, called him by name, and loved him no matter what he had done because **[Bottom Line] Jesus cares about everyone.** Who does Jesus care about? **[Bottom Line] Jesus cares about everyone.**


"Today has been a lot of fun! We got to move all around like Jesus did and then we made a fun craft to show how Jesus went to all kinds of places. Now, let's calm our bodies and get ready to pray.

"Dear God, thank You for the fun we have had today! Thank you for each of my friends here in church. God, thank You for sending Jesus to love us no matter what. Help us to forgive others just like Jesus forgave

7 min

## Parent Pick Up Activity

### What You Need

-  Beginner's Bible marked at the correct page 1

Zacchaeus. You are the best, we pray all these things in Jesus name, Amen."

Open up the Beginner's Bible to today's story (A Short Man, page # 413) and read it to your small group.

# Supplies

## Welcome Time

- |                  | Quantity |
|------------------|----------|
| 1. Arrival Music | 1        |

## Bible Story Intro

- |                                | Quantity |
|--------------------------------|----------|
| 1. Story Box                   | 1        |
| 2. Helper note & Hat (1/ week) | 1        |

## Activity 1- Who's in the Tree

- |  | Quantity |
|--|----------|
| 1. Zacchaeus Tree (on 11x17)                               | 2        |
| 2. Zacchaeus image   | 2        |
| 3. Green Post Its- 1.375' x 1.875' (or Green Dot Stickers) | Several  |

## Activity 2- Parachute Fun

- |   | Quantity |
|---|----------|
| 1. Parachute (or sheet/large fabric square) | 1        |
| 2. Pretend Coins (10-12)                    | 12       |

## Memory Verse & Prayer

- |                              | Quantity |
|------------------------------|----------|
| 1. Memory Verse with Motions | 1        |

## Parent Pick Up Activity

- |  | Quantity |
|--|----------|
| 1. Beginner's Bible marked at the correct page | 1        |