

Preschool Wk 4 May 24

Leader Summary

Jesus travels through a place called Samaria. Now, the people in Samaria did worship God in the same way that Jesus and the disciples did. So, a Samaritan woman is surprised when Jesus asks her for a drink of water from the well. But Jesus loves everyone, everywhere! Jesus tells her that He is the special Person God sent to rescue everyone; He is God's Son! The Samaritan woman is so excited that she tells everyone about Jesus. Jesus loves and cares about the Samaritan woman and the people in her town, even though they were different, because Jesus cares about everyone.

Connect Time (20 minutes)

Welcome Time
Small Group connect

Large Group Time (25 minutes)

Count Down & Welcome
Worship
Memory Verse
Bible Story Intro
Bible Story Video
Wrap Up & Prayer

Small Group Time (25 minutes)

Activity One
Activity Two
Memory Verse with Motions
Prayer
Parent Pick Up Activity

Take Home

Placemat



Bible Story

Woman at the Well • John 4:1-26, 39-42
Jesus cares about everyone everywhere.

Key Question

Who does Jesus care about?

Bottom Line

Jesus cares about everyone.

Memory Verse

How wide and long and high and deep is the love of Christ. • Ephesians 3:18 NIV

20 min

Connect Time

15 min

Welcome Time

What You Need

 Arrival Music

1

5 min

Small Group Connect

What You Need

No supplies needed

What You Do:

Play intro music in the background as you greet preschoolers and follow the KidCity check-in procedures. Set out a few favorite toys, such as puzzles and blocks.

Small Group Connect time is spent building relationships with the kids. Gather your Small Group together for some intentional connecting time before Large Group. You can do small activities while you chat together (like coloring or building with blocks) or just sit and listen to each other. Ask your kids relationship-building questions like:

- How old are you?
- Do you have a favorite stuffed animal?
- Do you have a brother, sister, or pet? What are their names?
- What do you like to play at home?
- What's your favorite food/color/animal/ice cream flavor?

Transition to Large Group...

12 min

Large Group Time

3 min

Countdown & Welcome

What You Need

No supplies needed

5 min

Worship

What You Need

No supplies needed

4 min

Memory Verse

"Hello my friends! How are you today? Come and sit with me. I am so glad you are here! My name is [your name]. I'm excited to spend time with you today! We are getting ready to sing and dance and hear a true story from the Bible. Before we do let's go over our rules and truths. Here in KidCity we have three rules. How many rules do we have? (Kids respond.) That's right! Three rules. Let's go over our rules now.(List rules while counting on fingers.)

SLIDE: Three Rules

1. Be kind. We can be kind by using our indoor speaking voices, by staying on our blankets (or whatever space you have), and by obeying our leaders.
2. Be safe. We can be safe by walking around the classroom and keeping our hands to ourselves.
3. Have fun! We are going to have SO much fun, and that's because you are here!

"Can everybody follow those rules today? (Kids respond.) Great! KidCity is a place where we learn about God and Jesus! And there are three big truths that we want you to know. Let's say them all together! Are you ready?"

SLIDE: Basic Truths

1. I am made by God. What is it? (Kids repeat.)
2. I am loved by God no matter what. What is it? (Kids repeat.)
3. I am made for a purpose! What is it? (Kids repeat.)

SLIDE: Theme

"It's time to stand up and celebrate because Jesus cares about you! One way we can show Jesus we care about Him too, is through worship. Singing and dancing is one way we can worship.

SONG: "Come and Go with Me"

"Great job! You did great with that first song, now let's get ready for song number two. All month long we are learning that Jesus cares about everyone—that includes a man named Zacchaeus who climbed up a tree just to see Jesus. We heard Zacchaeus' story last Sunday, but it's still fun to sing this song about him.

SONG: "Zacchaeus"

What You Need

No supplies needed



13 min

Large Group Bible Story

3 min

Bible Story Intro

What You Need

-  Story Box 1
-  Helper note & Hat (1/ week) 1

"Great singing, friends! Now, let's learn some of God's words from the Bible. (Open hands like a book.) Are you ready? Watch me say the words from the Bible and do the motions, and then you can do them with me!

VIDEO: Memory Verse Video

How wide (*Stretch arms out wide.*)
and long (*Stretch arms out in front of you.*)
and high (*Stretch arms up as high as you can.*)
and deep (*Crouch down low.*)
is the love of Christ. (*Hug yourself.*)
Ephesians 3:18 (*Open hands like a book.*)

SLIDE: Memory Verse

"Can you do that with me? (*Lead the children to say the Memory Verse with motions once or twice.*)

"You guys all did a great job with our memory verse and with our worship songs! Now it's time to turn around (spin around)... sit down (sit down).. Shake the wiggles out (wiggle hands)... so we can hear (cup hands behind ears) what today's Bible Story is all about!"

NEXT slide is the Ollie Bible Story.

What You Do:

For each week, change out the Note on the outside and Hat Picture inside the giftbag. Leave the Hat Images printout on the Outside of the giftbag.

SLIDE: Theme

"I have my story box ready. I'm so excited to see what we are learning about God today. Let's see what I have in here..."

"Wow! Look at this bag! It has a note on it... let me see what it says. (*Hold up the bag, and show the kids the front with all of the different hat pictures on it. And read the note to the kids.*)

"Let's get ready to watch our Bible Story Video. Raise your hands and wiggle your fingers.... nice job. Now put on your listening ears.... wonderful. Let's see what Ollie and his friends have to share with us today!"

7 min

Wonder Bible Story (Video)

What You Need

No supplies needed

3 min

Wrap UP & Prayer

What You Need

No supplies needed

SLIDE: Bottom Line

"Wow! Jesus loved and cared about the Samariatn woman and the people in her town, even though they were from a different place because **[Bottom Line] Jesus cares about everyone** no matter where they live! The woman told people that Jeus is God's Son! And the people in the town believed in Jesus too!

"Who does Jesus care about? (*Pause.*) **[Bottom Line] Jesus cares about everyone!**

SLIDE: Basic Truth

"Let's look at what our Basic Truth says for today.... I am loved by God no matter what so I can love God, love others, and love life. Jesus' loves us so much, we can't measure it. It is higher, and deeper, and wider and longer than we can measure! Jesus loves everyone, everywhere, all the time- that includes you and you and you (*point to a few kids*) and me (*point to yourself.*)

Prayer

"We have had fun this morning, let's get ready to pray. Dear God, You are the best! Thank You for giving us Jesus. Help us care about everyone no matter where they live, just like Jesus does. We pray in Jesus name.Amen."

SLIDE: Theme

Dismiss to Small Groups



25 min

Small Group Time

6 min

Activity 1- Walk to the Well

What You Need

-  Walk to the Well Activity Page 1
-  Heart Stickers 1

What You Do:

Before the Activity: Print "Walk to the Well," one per small group.

During the Activity: Give each child a sticker heart and encourage them to move to the picture however they want and place the sticker on the picture. Review the Bible Story.

After the Activity: Connect the Bottom Line to the Bible Story.

What You Say:

Before the Activity: "Jesus showed the woman at the well that he cared about her. We are going to take some love (*hold up a heart sticker*) to the woman at the well too. Hearts remind us of love so one at a time, you will each get to walk to the woman at the well and place a heart sticker around her. "

During the Activity: "When I call your name, you can walk, dance, tiptoe, crawl, or hop to get your sticker and go put it around the woman at the well and then come back and have a seat. (*Call each child's name and let them have a turn.*) Good job, let's all stand up and go sit by the woman at the well. In today's Bible Story, we learned that when people were thirsty, they had to go to the well to get water. A well is a deep, deep hole in the ground that has water in it. On this day, there was a woman from a place called Samaria. She was filling a jug with water when Jesus asked her for a drink.

"The woman was surprised that Jesus would talk to her, but Jesus did because Jesus loves everyone, everywhere! The woman believed in Jesus and was so excited that she ran and told everyone in town about Him. After Jesus stayed with them for two days, they believed that Jesus is God's Son and had come to rescue them! Amazing!!

After the Activity: "Jesus loved and cared about the Samaritan woman and the people in her town, even though they were different because **[Bottom Line] Jesus cares about everyone.** Who does Jesus care about? **[Bottom Line] Jesus cares about everyone.**

6 min




Activity 2- Buckets of Fun

What You Do:

Before the Activity: Fill each pitcher with blue paper shreds or pompom to represent water. Place buckets on the floor on one side of your activity area. Give each child a small cup.

During the Activity: Encourage kids to work together to pass the water from the pitcher to the bucket by pouring it into each other's cup.

What You Need

	Small plastic bucket or pitcher	2
	Blue paper shreds or Blue Pom Poms	Several
	Cup for each child (3-9 oz recommended)	1

6 min

Memory Verse & Prayer**What You Need**

	Memory Verse with Motions	1
---	---------------------------	---

After the Activity: Connect the Bottom Line to the Bible Story.

What You Say:

Before the Activity: "In today's Bible Story, Jesus asked the woman at the well for a drink. We are going to have fun today pretending to fill each other's cup with water.

During the Activity: "You will each have your own cup, and we will have one pitcher of water. Our challenge is going to be to see if we can get all of the water (*hold up blue paper or pom poms*) from the pitcher to the bucket at the other side of our Small Group Space by pouring it into each other's cup and then dumping it into the bucket. If we spill some along the way, that's ok, we can pick it up at the end. Are you ready?? (Pause.) Great, here we go! (*repeat as time and interest allow.*)

SGL's- depending on the age of your group, you can have them form a line or just sit in a circle and pour their cup into their neighbors cup all the way down the line or around the circle. You may also want to demonstrate pouring from one cup to another before beginning.

After the Activity: "The woman in our Bible Story went to the well to fill her jar with water. She met Jesus there that day, and He told her something amazing. He said He could give her *living water*. That means Jesus' love never runs out—just like a fountain! Jesus cared about her and all her friends in town, because **[Bottom Line] Jesus cares about everyone.** Who does Jesus care about? **[Bottom Line] Jesus cares about everyone!"**

What You Say:

"Does anyone want to say our memory verse today? Who thinks they might know it from heart? Does anyone want me to help them say it? (Pause. Wait to see if anyone wants to try. Encourage and praise any that do.)

"Let's all say it together.

How wide (*Stretch arms out wide.*)
and long (*Stretch arms out in front of you.*)
and high (*Stretch arms up as high as you can.*)
and deep (*Crouch down low.*)
is the love of Christ. (*Hug yourself.*)
Ephesians 3:18 (*Open hands like a book.*)



"Our verse teaches us that Jesus' love is big! It's so big we can't measure it! He loves us no matter what, and like we saw in today's story, Jesus loves everyone, everywhere because **[Bottom Line] Jesus cares about everyone.** Who does Jesus care about? **[Bottom Line] Jesus cares about everyone.**

"I had a lot of fun with you guys today! We got to share the love with heart stickers and pretend to move water- with no wet mess! Now, let's calm our bodies and get ready to pray.

7 min

Parent Pick Up Activity

What You Need

 Beginner's Bible	1
 Jesus Cares about Everyone Activity Page	1

"Dear God, thank You for all of my friends here today. Thank You for sending Jesus to love us no matter where we live! Please be with our friends and family who live all over. And help us to love and care for them too. You are the best, God. We love you and pray all these things in Jesus' name. Amen."

Coloring Sheet- Jesus cares about everyone everywhere.
Be intentional with this time.

- Talk to the kids about the picture they are coloring.
- Talk to them about their week.
- Talk to them about something you saw them do today- play with friends, sing and dance, answer a question.

Supplies

Welcome Time

	Quantity
1. Arrival Music	1

Bible Story Intro

	Quantity
1. Story Box	1
2. Helper note & Hat (1/ week)	1

Activity 1- Walk to the Well

	Quantity
1. Walk to the Well Activity Page	1
2. Heart Stickers	1

Activity 2- Buckets of Fun

	Quantity
1. Small plastic bucket or pitcher	2
2. Blue paper shreds or Blue Pom Poms	Several
3. Cup for each child (3-9 oz recommended)	1

Memory Verse & Prayer

	Quantity
1. Memory Verse with Motions	1

Parent Pick Up Activity

	Quantity
1. Beginner's Bible	1
2. Jesus Cares about Everyone Activity Page	1