

W1 May 3 K-5

Today's Suggested Schedule—May 2026, Week 1

Loud sounds, bright lights, and large groups can be overwhelming or overstimulating for some children. To create a more inclusive large group experience, consider offering adaptive tools like noise-canceling headphones, sunglasses, sensory-friendly items, or access to modified spaces.

Leader Summary - We follow Peter and John to the Temple, where they meet a man who can't walk. When Peter heals the man through the power of the Holy Spirit, the religious leaders have Peter and John arrested. But when they question the men, Peter and John show that even though they're ordinary men, they have authority from Jesus. And when the leaders warn them to quit preaching, Peter and John refuse to stay silent. [BOTTOM LINE] "Keep going because of what God has done."

Small Group 9:15/11:00 (20 minutes)
Connect Time

Large Group 9:35/11:20 (30 minutes)
Countdown and Welcome
Large Group Game
Worship
Story
Prayer

Small Group 10:05/11:50 (25 minutes)
Basic Truth and Story Review
Activity 1 - review the Gospel message
Prayer - Gospel opportunity

Home:
Devotionals for Kids



Bible Story

Peter and John Are Taken to the Sanhedrin • Acts 3-4:22

Bottom Line

Keep going because of what God has done.

Monthly Memory Verse

Let us not become tired of doing good. At the right time we will gather a crop if we don't give up. • Galatians 6:9 NIV

20 min

Connect Time

9:15/11:00

20 min

Welcome Time

What You Need

 (VIDEO: ARRIVAL MUSIC)

1

What You Do:

From doors opening to start of large group - Play intro music in the background as you greet and intentionally engage with students, following the KidCity check-in procedures. Set out a few different stations of toys, puzzles, games, or blocks.

Connect time is spent building relationships with some intentional connecting with kids before Large Group. You can do small activities while you chat together (like coloring or playing or just sit and listen to each other. You can ask your kids relationship-building questions like:

- How old are you?
- Do you have a favorite stuffed animal?
- Do you have a brother, sister, or pet? What are their names?
- What do you like to play at home?
- What's your favorite food/color/animal/ice cream flavor?

Transition to Large Group..

10 min

Large Group

9:35/11:20

5 min

Countdown & Welcome

What You Need

No supplies needed

5 min

Game | Mountain Climber Relay!

AUDIO: Play high-energy music as kids enter.

Video: Countdown

Slide: Theme intro

(Things to have ready: Floor tape set for start line. 12 rings or hula hoops in three piles on the other side of the room directly across from the start line.)

"Hey, everyone! I'm so glad you're here today. Today, we're kicking off a brand-new series called 'TREK'! The full name of the series is 'TREK: Don't Stop, Don't Give Up—God's with You! We are going to have a lot of fun today, so first let's go over our KidCity Expectations."

(SLIDE: KIDCITY EXPECTATIONS)

"Now, let's quickly go over our KidCity Expectations (rules) so we can make sure that we make the most of our time today: (Don't dwell on these too long but make sure you review them briefly so we can set everyone up for success.)

1. Be Kind
2. Be Safe
3. Have Fun"

Slide: Theme

"Everybody say trek with me, 'TREK'!"

"Awesome! A trek is a long journey. It's not a quick walk, and it's definitely not a shortcut. A trek means you keep moving, even when things get hard. And that's exactly what we're going to be talking about all month long—don't stop, don't give up because God's with you. But before we jump into our true story from the Bible today, we're starting with a game, because every good trek starts with some movement."




What You Do:

- Set up a start line with floor tape.
- Place the rings or hula hoops in three piles on the other side of the room directly across from the start line. We only have 5 minutes allotted for the game so don't have the kids go too far. It should take no more than a minute a kid. There should be four rings in each pile.

"This game is called 'Mountain Climber Relay!'"

SLIDE: Mountain Climber Relay!

What You Need

-  Floor tape or velcro 1
-  Rings or hula hoops (or another type of object a kid can easily grab) 12
-  Kid volunteers for each round you do (Ask for new volunteers at the start of each round!) 12

"Okay, I need 12 volunteers! Who'd like to play?"

"Here's how this works. We have three teams each with four people: Team One, Team Two, and Team Three. The start line is your base camp, and those rings are your goal. Think of them like the top of the mountain.

One person from each team will climb across the room, grab a ring, mountain climb back down the mountain, and bring the ring to their team. Then you tag the next person, and they go.

"But here's the catch: you're not running or walking. You have to mountain climb the entire time! That means crawling on the floor doing mountain climbers, like this! (*Demonstrate mountain climbers—hands and feet stay on the ground while crawling.*)

"The first team to bring all four rings back to their base camp wins!

"Okay, teams, get ready! Audience, your job is to cheer.

"On your mark ... get set ... GO!

(Play the game. Encourage all the teams and involve the audience. Make sure each kid is doing mountain climbers during the relay. Play until one of the teams brings all four rings back to the start line.)

"Woohoo! It looks like [Team Name] is the winner! Let's give it up for ALL our climbers! Great job, everyone.

"Let me ask you guys something. Did anyone's legs start to feel tired? Did it get harder the longer you went? Yeah, that's what happens on a trek.

"And sometimes, following God can feel like that too. There are moments when it would be easier to stop, easier to quit, or easier to give up. But today, we're going to hear about two guys, Peter and John, who didn't stop; they kept going! And our Bottom Line today tells us what helped them keep going.

"Let's check it out!

SLIDE: Bottom Line

[Bottom Line] "Keep going because of what God has done. Can you say that with me?"

[Bottom Line] "Keep going because of what God has done."

"Awesome job today, everyone!"

11 min

Worship

9:45/11:30

We've created these worship resources to be developmentally appropriate for elementary and preteen kids by incorporating simple, direct language, fun dance movements, and upbeat, current arrangements.

We've chosen specific songs that amplify our teaching content for this month.

4 min

Alive | Worship Song

What You Need

No supplies needed

5 min

Waymaker | Worship Song


What You Need

No supplies needed

2 min

Memory Verse

What You Need

 Large Group leader has Bible Open to verse 1

I'm so excited to worship with you today. When we sing, we're not just singing songs; we're telling God that we trust Him. We're thanking Him for what He's done, and we're remembering that He never leaves us, even when things are hard.

Our first song has a lot of movement and energy, so let's stand up, make some space, and get ready to worship!

What To Do:

Large Group leader has Bible Open to Gal. 6:9

"You all sounded amazing!

"Our Memory Verse for this month is found in Galatians 6:9. I'll read it first, and then let's all say it together!

SLIDE: Memory Verse

LEADER: "Let us not become tired of doing good. At the right time we will gather a crop if we don't give up. —Galatians 6:9 NIV"

"Now, let me guide you through it! Let's say it nice and loud!"

LEADER: "Let us not"

KIDS: "Let us not"

LEADER: "become tired of doing good."

KIDS: "become tired of doing good."

LEADER: "At the right time"

KIDS: "At the right time"

LEADER: "we will gather a crop"

KIDS: "we will gather a crop"

LEADER: "if we don't give up."

KIDS: "if we don't give up."

LEADER: "Galatians 6:9!"

KIDS: "Galatians 6:9!"

"Great job, friends!

Let's listen to our Bible story and hear about two people who had reasons to give up.

8 min

Bible Story

9:55/11:40

8 min

StoryLab Bible Story | Video

What You Need

No supplies needed

6 min


Closing

10:05/11:50

5 min

WHAT'S OUR PART IN THE STORY?

What You Need

 Large Group leader has Bible Open to Acts 3 1

What To Do:

Large Group leader has Bible Open to Acts 3

"Now that we've heard this story, let's talk about our part in it. Peter and John were real people who followed Jesus in real life. They had real reasons to stop. They were arrested. They were warned. They were told to be quiet. But they didn't stop. They kept going because they remembered what God had done. Every time Peter and John remembered what God had done, every time they remembered that Jesus is alive, it gave them courage."

"And that's where we come into the story. Following Jesus today can still be hard sometimes. Sometimes it's hard to be kind when someone is mean to you. Sometimes it's hard to tell the truth when you're afraid of getting in trouble. Sometimes it's hard to do what's right when no one else is doing it."

"So, when we feel like stopping, or when we feel like giving up, what can help us keep going? Remembering what God has done. When we remember that Jesus loves us, that He gave His life for us, that He didn't stay in the grave but rose again, and that He moved inside of us through His Holy Spirit so we can be closer than close, it changes how we see hard moments. When we see how God works in other people's lives, when He heals people, when He answers prayers, when He provides for your family ... the list goes on and on of how good God is!"

"Our part in the story isn't to be perfect or brave all the time. Our part is to remember—remember what God has done because He loves you so much. He has done so many things just so you can be close to Him! When we do that, when we remember what God has done, it helps us keep going, even when things are hard."

1 min

PRAYER

What You Need

No supplies needed

"When you leave here today, there will be moments when things feel easy and moments when things feel hard. When those hard moments come, remember Jesus. Because Jesus loves you, and because of what God has done because of that great love, we can keep going too.

"Let's take a moment to talk to the God who loves us so much He has done so many things for us!

"God, thank You for what You've done through Jesus. Thank You that You're always with us. When hard things happen in our lives, help us remember Your love and all You've done for us because You love us so much. Give us courage to keep going, not because we're strong, but because You are. We love You, and we pray these things in Jesus' name. Amen."

Dismissal Instructions:

"You are going to go to your small groups and look at the Basic truths and talk about which of the basic truths go with the story we just heard."

SLIDE: Basic Truth Slide

5 min


Small Group

10:10/11:55

5 min

Basic Truth and Story Review

What You Need

 Basic Truth print out (found in Small Group Bin)

1

What You Do:

Start your small group time looking at the Basic Truth statements. Discuss which basic truth fits into the story and why. Listen to the kid's different ideas.

I am made by God to be unique (one of a kind.)

I am made by God to reflect His image (act like Him.)

I am made by God to worship Him (to live in a way that shows Him love and honor.

I am loved by God no matter what so I can love God, love others, and love life.

I am loved by God no matter what so I can belong in God's family forever.

I am loved by God no matter what so I can trust God to guide me.

I am loved by God no matter what so I can be confident that God knows who I am.

I am made for a purpose, so I have value.

I am made for a purpose so the Holy Spirit will help me do big things now.

I am made for a purpose so I can tell people about God.

5 min

Activity 1

5 min

Be Bold

What You Need

 Floor tape

1

What You Do:

Before the Activity:

- Create a straight line down the center of the activity area with floor tape or velcro.

During the Activity:

- Have your group stand on the line. Designate one side as "Bold for Jesus" and the other side as "Not Bold."
- Read one scenario below at a time.
- Each kid will step off the tape to the bold or not bold side.
- After scenario discuss with the group why each action is bold or not bold.

Scenarios:

- You see a friend being made fun of, and you walk away so it doesn't happen to you. (*Not Bold*)
- Your friend asks you what you did over the weekend, and you mention you went to church. (*Bold*)
- Someone asks you why you're always so positive, and you tell them it's because of your hope in Jesus. (*Bold*)

- You know something is wrong, but you stay quiet because you don't want to cause trouble. (*Not Bold*)
- You feel like a coach is being totally unfair, so you quit the team. (Not Bold)
- You find out your family is moving, and you have to leave all your friends, so you yell at your parents and go to your room and slam the door. (Not Bold)
- The doctor says you have to take a really yucky medicine every single day, but you trust your parents and the doctor to know best and take it without complaining. (Bold)
- You were nervous to pray before a meal in a restaurant. It felt like everyone was watching. But you prayed anyway. (Bold)

4th and 5th Grade Discussion Questions:

- When life gets hard, what helps you keep going because of what God has done?
- Can you think of a time when you wanted to give up, but remembering something God had done helped you keep moving?

What You Say:

"It's not always easy to be bold, is it? Sometimes it can feel scary. Knowing that God has made a way for us to be friends with Him forever can help make us bold and courageous. It can help us keep going when things get tough.

"Peter and John's story shows us where our boldness comes from. It doesn't come from being the strongest or the loudest. It comes from being convinced that God loves us."

(LEADERS GIVE ATTENTION TO THE PARAGRAPH BELOW> YOU ARE SHARING THE GOSPEL.)

"God has done so much for you! God wants you to be close friends with Him so much that He worked for years throughout history to bring Jesus. And then Jesus died for your sins so that you could be close to God. Then, God sent the Holy Spirit, Jesus' very Spirit, so you can be closer than close with God. God goes through everything with you through His Spirit—what a close friend! And this friendship will last forever! Wow! Knowing that God loves us so much that He made a way for us to be friends with Him forever can make us bold. It can help us keep going when things get tough.

"When that happens, remember how much God loves you and all that God has done for you. Ask Jesus for help. Then you can keep going, no matter what. When you focus on that, it makes it easier to **[Bottom Line] keep going because of what God has done!**"




5 min

Memory Verse Activity

5 min

K-2nd

What You Need

-  Bibles marked at Galatians 6:9 1 for every 5
2 kids
-  "Verse Motions" Activity Page 1
-  Memory verse poster 1

What You Do:

- Give each kid a Bible marked at Galatians 6:9.
- Demonstrate how to look up the verse using the Bible Navigation Tips below:

Finding verses with kindergartners: Guide children to open their Bibles to the marked page. Point to the book name at the top of the page as you say it aloud. Then, guide children to find the big number on the page—this is the chapter number. Finally, guide them to look under the big number for the little number; this is the verse number. Tell them to leave their finger on the verse as you read it aloud. Then, lead everyone to say the verse together.

Finding verses with 1st -2nd Graders: Guide them to open their Bibles to the front and find the table of contents. (Hold up a Bible opened to the table of contents to show the kids what the page looks like.) When the kids find the table of contents, lead them to find the name of the book in the list. You can help by pointing out the first few letters of the book's name. When the kids find the book, lead them to look at the page number beside it. Explain that the number tells them on what page they can find that book. Help the kids find the page. When they find the book, explain that the big numbers on the page are the chapter numbers. Help them find the right chapter. Then explain that the small numbers are verse numbers. Help them find the correct verse in that chapter.


- Repeat the Memory Verse aloud together several times.
- Review any words that might be unfamiliar to the kids.
- Invite the kids to set their Bibles aside.
- Open your Bible and read Galatians 6:9 to the group.
- Teach the kids simple motions for the verse:
 - "Let us not become tired" (pretend to be tired and yawn)
 - "of doing good." (give a big thumbs-up)
 - "At the right time" (point to your pretend watch)
 - "we will gather a crop" (pretend to pick fruit from a tree)
 - "if we don't give up." (shake your head "no" and cross arms)
 - "Galatians 6:9!" (open hands like a book)
- Practice the verse with the motions together several times.

What You Say:

"Great job with those motions! This verse is all about perseverance—refusing to give up when life gets hard because God is always with you. This verse tells us to keep doing good things, just like Peter and John did. Peter and John kept sharing the good news about Jesus. Even when things got tough, they were bold and kept going! And when we remember what God has done, it will help us keep going too. We can keep loving like Jesus, and we can keep telling others about Jesus! When we memorize this verse, we can always remember to **[Bottom Line] keep going because of what God has done.** Let's say our verse

3rd-5th grade

What You Need

 Bibles 1 for every 2 kids

1

with the motions together one more time. "Let us not become tired" (*pretend to be tired and yawn*) "of doing good" (*give a big thumbs-up*). "At the right time" (*point to your pretend watch*) "we will gather a crop" (*pretend to pick fruit from a tree*) "if we don't give up" (*shake your head "no" and cross arms*). "Galatians 6:9!" (*Open hands like a book.*)

[As adults arrive to pick up, encourage kids to keep going and don't give up because God is always with you!]

What You Do:

During the Activity:

- Give each kid a Bible.
- Invite them to look up Galatians 6:9 using the Bible Navigation Tips below:

Finding verses with 3rd-5th graders: Ask kids to tell you if the book of the Bible they're looking for is in the Old Testament or New Testament. If it's in the New, instruct kids to start flipping from the back, going forward to find the book they're looking for. Once they find the book, explain that the big numbers on the page are the chapter numbers. First, have them find the chapter they're looking for. Then explain that the small numbers are verse numbers. Tell kids to find the verse within the chapter they've already found.

- Read the Memory Verse together out loud several times.
- Review any words that might be unfamiliar to the kids.
- Invite the kids to set their Bibles aside.
- Challenge the group to create their own motions for the verse as you review it again.
- Go through the verse phrase by phrase, and let the kids brainstorm and vote on a motion for each part.
- "Let us not become tired"
- "of doing good."
- "At the right time"
- "we will gather a crop"
- "if we don't give up."
- "Galatians 6:9!"

What You Say:

"Awesome job! You all created your own way to remember our Memory Verse. And it's so important to remember this verse because it's all about perseverance. It's a promise that when we keep doing the right thing, even when it's hard, there will be a good result. Peter and John were ordinary men with no special training, but they spoke with boldness. It was clear they had been with Jesus and had seen God do amazing things! God is with each of us and is working in each of our lives too. With the help of the Holy Spirit, we can be bold and share the good news about Jesus, just like Peter and John. This verse encourages us to **[Bottom Line] keep going because of what God has done** and what He promises He will do."

5 min

Prayer Time

5 min

Pray

What You Need

No supplies needed

What You Say:

"Today, we talked about the amazing love God has for us and the gift he gave us in Jesus. If you don't have a relationship with Jesus but you would like to when we close our eyes to pray, just raise your hand."

Prayer:

"Dear God, thank You for all the amazing things You've done for us. Thank You for sending Jesus to rescue us from our sins so we can be friends with You forever. Please be with my friends in our group who want to start following you. Help us to be brave and keep telling people about You, just like Peter and John. Help us to always **keep going because of what God has done**. We love you and we pray these things in Jesus' name. Amen."

Supplies

Welcome Time	Quantity
1. (VIDEO: ARRIVAL MUSIC)	1

Game Mountain Climber Relay!	Quantity
1. Floor tape or velcro	1
2. Rings or hula hoops (or another type of object a kid can easily grab)	12
3. Kid volunteers for each round you do (Ask for new volunteers at the start of each round!)	12

Memory Verse	Quantity
1. Large Group leader has Bible Open to verse	1

WHAT'S OUR PART IN THE STORY?	Quantity
1. Large Group leader has Bible Open to Acts 3	1

Basic Truth and Story Review	Quantity
1. Basic Truth print out (found in Small Group Bin)	1

Be Bold	Quantity
1. Floor tape	1

K-2nd	Quantity
1. Bibles marked at Galatians 6:9 1 for every 2 kids	5
2. "Verse Motions" Activity Page	1
3. Memory verse poster	1

3rd-5th grade	Quantity
1. Bibles 1 for every 2 kids	1