

# W2 May10 K-5

## Today's Suggested Schedule—May 2026, Week 2

Loud sounds, bright lights, and large groups can be overwhelming or overstimulating for some children. To create a more inclusive large group experience, consider offering adaptive tools like noise-canceling headphones, sunglasses, sensory-friendly items, or access to modified spaces.

**Leader Summary** - We discover that the believers have been scattered due to persecution. Philip starts a thriving ministry in Samaria, but an angel of God sends him to a wilderness road. There, Philip meets an Ethiopian official struggling to understand scripture as he travels home. He's got big questions, but God has perfectly placed Philip to provide some answers. [BOTTOM LINE] Keep following God, even when you have questions.

### **Small Group 9:15/11:00** (20minutes)

Connect Time

### **Large Group 9:35/11:20** (30minutes)

Countdown and Welcome

Large Group Game

Worship

Story

Prayer

### **Small Group 10:05/11:50** (25 minutes)

Basic Truth and Story Review

Activity 1

Activity 2

Prayer

### **Home:**

Devotionals for Kids



### Bible Story

Philip and the Man from Ethiopia • Acts 8:26-40

### Conversation Starter

What questions do you have about God?

### Bottom Line

Keep following God, even when you have questions.

### Monthly Memory Verse

*Let us not become tired of doing good. At the right time we will gather a crop if we don't give up.* • Galatians 6:9 NIV

20 min

# Connect Time

## 9:15/11:00

20 min

## Welcome Time

### What You Need

 (VIDEO: ARRIVAL MUSIC)

1

### What You Do:

From doors opening to start of large group - Play intro music in the background as you greet and intentionally engage with students, following the KidCity check-in procedures. Set out a few different stations of toys, puzzles, games, or blocks.

Connect time is spent building relationships with some intentional connecting with kids before Large Group. You can do small activities while you chat together (like coloring or playing or just sit and listen to each other. You can ask your kids relationship-building questions like:

- How old are you?
- Do you have a favorite stuffed animal?
- Do you have a brother, sister, or pet? What are their names?
- What do you like to play at home?
- What's your favorite food/color/animal/ice cream flavor?

Transition to Large Group..

10 min

# Large Group

## 9:35/11:20

5 min

### Countdown & Welcome

#### What You Need

No supplies needed

*AUDIO: Play high-energy music as kids enter.*

*Video: Countdown*

*SLIDE: Theme intro*

"Hey, everyone! I'm really glad you're here today. If this is your first time at KidCity, welcome! I'm so happy you're here. And if you've been coming for a while, I'm really glad you came back!"

"We're in Week Two of our series called 'TREK.' The full title of our series is, 'TREK: Don't Stop, Don't Give Up—God's with You!' A trek is a long journey, and it's the kind of journey where you don't always know what's ahead. Sometimes it's exciting. Sometimes it's confusing. And sometimes you wish you had a map that told you everything before you started. But most of the time, that's not how a trek works. We are going to have a lot of fun today, so first let's go over our KidCity Expectations."

(SLIDE: KIDCITY EXPECTATIONS)

"Now, let's quickly go over our KidCity Expectations (rules) so we can make sure that we make the most of our time today:(Don't dwell on these too long but make sure you review them briefly so we can set everyone up for success.)

1. Be Kind
2. Be Safe
3. Have Fun"

*Slide: Theme*

"All month long, we're talking about what it looks like to keep going on a journey with God, even when things don't make total sense yet. And you know, that reminds me of something we all have in common: at some point, we all have questions. Questions about what's happening. Questions about what we're supposed to do next. Questions about God. And having questions doesn't mean you're doing something wrong. It just means you're human. We'll talk more about that later on.

5 min

### Game | What's on the Path?

#### What You Need

No supplies needed

"Today, we're going to start with a game called 'What's on the Path?' It's going to feel a little bit like being on a trek—you won't always know what's coming next, but keep moving anyway!

*SLIDE: What's on the Path?*

"We're going on an imaginary trek together, friends! Here's how it works: I'm going to describe different obstacles you might face on a journey, and when I say what it is, I want you to act it out right where you are. Sound good?"

"Alright, everyone! Stand up, lace up your hiking boots, and put on your backpack—it's time to climb!

*(Quickly call out different trek-related activities for kids to act out. The pace should be fast and energetic. You can act out the activities alongside the kids and have them mirror you, or just have the kids make up their own actions for each activity as you call them out. Some examples are below.)*

- "First, you come to a bridge that crosses a deep river. Now jump across the bridge! *(Pause for a few seconds while the kids act out the activity.)*
- "Next, you find a cave that's really low. Duck down so you don't hit your head!
- "Now there's a fallen tree in your way. Carefully step over it.
- "Oh no! You've lost the trail! Turn around and head back the way you came.
- "Now you need to build a tent to rest for the night.
- "Time to sled down a snowy hill. Woohoo!
- "Oh no! Run away from the bear!
- "Time to stop and eat a protein bar!
- "Duck! Sled! Jump! Dodge the tree! Unroll the sleeping bag!
- "And ... time to go sleep under the stars.

*(As time allows, repeat but this time go faster)*

*"Okay, now that the first day or the trek is over lets do it again but faster!"*

"Great job, everyone! You guys can take your seats.

"As we were doing that, some of those things probably felt easy, right? Some of them might have felt a little confusing. And some of you were probably wondering what was coming next.

"That's kind of what a trek is like. You don't always know what's ahead. You don't always know why something is happening. And you don't always have all the answers. We're going to be learning a lot about questions and answers today!

"In fact, that's today's Bottom Line! Let's check it out.

*SLIDE: Bottom Line*

**[Bottom Line] "Keep following God, even when you have questions. Say that with me!"**

**[Bottom Line] "Keep following God, even when you have questions."**

"Great job today, everyone! Now, let's go find out more about how we can keep following God, even when we have questions!"

*We've created these worship resources to be developmentally appropriate for elementary and preteen kids by incorporating simple, direct language, fun dance movements, and upbeat, current arrangements.*

10 min

# Worship

## 9:45/11:30

3 min

### Move | Worship Song

#### What You Need

No supplies needed

4 min

### Alive | Worship Song

#### What You Need

No supplies needed

3 min

### Memory Verse

#### What You Need

No supplies needed

We've chosen specific songs that amplify our teaching content for this month.

"It's time to worship together! When we worship, we sing to God and remember that He's with us on our journey. Even when things feel confusing or we have questions, God is still moving and still working. So let's stand up, get ready to move, and worship God together!"

#### What To Do:

Large Group leader has Bible Open to Gal. 6:9

"Now, let's take a look at our monthly Memory Verse. It's found in Galatians 6:9. I'll read it first, and then I will lead you through it!

*SLIDE: Memory Verse*

**LEADER:** "Let us not become tired of doing good. At the right time we will gather a crop if we don't give up. —Galatians 6:9 NIV"

"Now, let me guide you through it! Let's say it nice and loud!"

**LEADER:** "Let us not"

**KIDS:** "Let us not"

**LEADER:** "become tired of doing good."

**KIDS:** "become tired of doing good."

**LEADER:** "At the right time"

**KIDS:** "At the right time"

**LEADER:** "we will gather a crop"

**KIDS:** "we will gather a crop"

**LEADER:** "if we don't give up."

**KIDS:** "if we don't give up."

**LEADER:** "Galatians 6:9!"

**KIDS:** "Galatians 6:9!"

"So if we do good, if we don't give up doing good, God promises that we will gather something good!"

8 min

# Bible Story

## 9:55/11:40

8 min

### StoryLab Bible Story | Video

#### What You Need

No supplies needed

6 min


# Closing

## 10:05/11:50

5 min

### WHAT'S OUR PART IN THE STORY?

#### What You Need

 Large Group leader has Bible Open to Acts 8 0

#### What To Do:

Large Group leader has Bible Open to Acts 8

"So what does this mean for us? In today's story, we met two people who were both on a journey. Philip chose to follow God, even when he didn't understand why God was sending him down a desert road. And the Ethiopian official was reading God's Word and asking questions, even when it didn't make sense to him yet. God didn't wait until either of them had everything figured out before He met them. God was at work while they were still learning and still moving forward.

"God can meet you on your journey too. There may be times when you hear something about God or read something in the Bible and feel confused. You might have questions you don't know the answers to. But that doesn't mean you're doing something wrong. Just like the Ethiopian official, you can keep reading, keep listening, and keep asking. God isn't bothered by your questions. He loves when you have questions! That means you want to know and understand Him more.

"God can also help you keep going when you're not sure what comes next. Sometimes following God means taking the next step without knowing how everything will turn out. Philip didn't know why God sent him to the desert road, but God used that step Philip took to change the Ethiopian man's life forever. In the same way, when you don't know what's ahead, you can trust that God is still with you and still working, even when the path looks unclear.

"The Holy Spirit is going to guide you throughout your life, and it's okay if you don't understand what He's doing, or why He's doing it! Since God is good, you can just trust that He is leading you well, even if you don't understand.

1 min

## PRAYER

### What You Need

No supplies needed

"Whatever questions you're carrying right now, big or small, God sees you. He can meet you right where you are, and He walks with you as you keep going.

"Let's take a quiet moment to talk to God."

"God, thank You for being with us on our journey. Thank You that You don't expect us to understand everything right away and thank You that You don't walk away from us when we have questions. Thank You for being patient with us while we learn and grow. Help us trust you when things feel confusing, and help us keep taking the next step, even when we're unsure. Remind us that You see us, you care about us, and You are always with us. We love You, and we pray these things in Jesus' name. Amen."

### Dismissal Instructions:

"You are going to go to your small groups and look at the Basic truths and talk about which of the basic truths go with the story we just heard."

*SLIDE: Basic Truths*

5 min


# Small Group

## 10:10/11:55

5 min

### Basic Truth and Story Review

#### What You Need

-  Basic Truth print out (found in Small Group Bin) 1

#### What You Do:

Start your small group time looking at the Basic Truth statements. Discuss which basic truth fits into the story and way. Listen to the kid's different ideas.

I am made by God to be unique (one of a kind.)  
 I am made by God to reflect His image (act like Him.)  
 I am made by God to worship Him (to live in a way that shows Him love and honor.

I am loved by God no matter what so I can love God, love others, and love life.

I am loved by God no matter what so I can belong in God's family forever.  
 I am loved by God no matter what so I can trust God to guide me.  
 I am loved by God no matter what so I can be confident that God knows who I am.

I am made for a purpose, so I have value.  
 I am made for a purpose so the Holy Spirit will help me do big things now.  
 I am made for a purpose so I can tell people about God.




5 min

## Activity 1

5 min

### Trekking with Questions

#### What You Need

-  "Trail Signs" Activity Page, 1
-  Pen or pencil or marker to write questions 1 on the Trail sign pages or on post-its
-  Post-it notes 4

#### What You Do:

(Note: save you groups questions at the end of this activity and put them in your small group bins.)

*During the Activity:*

- Gather the kids to look at the four pages you have
- **K-2nd Leaders:** Tell them you're going to write down questions they have for each page.
- **3rd-5th Leaders:** give kids something to write with and 4 post it notes. (They will use one post-it note for each page.) After you explain each picture, they can write questions they have and stick the post it on the page.
  - The Bible: Ask, "What questions do you have about the Bible?" (Allow them to share questions they might have, like, "Who wrote it?")
  - Praying hands: Ask, "What questions do you have about prayer?" (e.g., "Does God always hear me?")
  - Jesus: Ask, "What questions do you have about Jesus?"
  - Question mark: Ask, "What questions do you have?"

Welcome all questions and thank them for being curious. Don't worry about answering the questions, just join the kids in their curiosity!

**3rd through 5th grade ask questions and discuss:**

- What truths do you know about God? How can knowing these truths help you while you wait to find answers to questions you may have?
- When you have questions about God, who can you ask?

**What You Say:**

"Those are all wonderful questions! It's so important to ask them. God loves it when we want to know more about Him. When the Ethiopian man had questions that hadn't been answered, God sent Philip to help. God cared so much about the Ethiopian man that He sent Philip all the way to a desert road to find him! Philip climbed up into the chariot and took a look at what the Ethiopian official was reading. Philip sat with him and helped him understand.

"Just like Philip helped the man in the chariot, we can help each other, and we can always talk to God. We can talk to God and ask Him our questions—ALL of our questions! And there are so many important questions to ask! Sometimes you may have to wait a long time for an answer. And sometimes you won't get the answer you wanted. But through it all, you can trust that God loves you more than you can imagine, and He hears you every time you ask Him a question. Remember, friends, **[Bottom Line] keep following God, even when you have questions.**"




5 min

## Activity 2

5 min

### Disciples Whose Who

**What You Need**

- |   |   |
|---|---|
|  Bibles 1 for every 2 kids | 1 |
|  12 Disciple Cards         | 1 |
|  Whose Who Disciple Cards  | 1 |

**What You Do:**

Lay the pictures of the 12 disciples out in your group.

Have kids take turns picking a who's who question.

Match with the correct disciple or look up the verses and read who it matches with.

- K-1st do together as a group. Leaders read the verses.
- 2nd -5th work in groups of 2 or 3 to look up and read the verses together and match the disciple to the question.

**What You Say:**

"Let's learn more about Jesus's 12 disciples. Here are some places we find stories of the disciples in the Bible. Let's match the questions to the right picture of the disciple."

5 min

## Prayer Time

**What You Say:**

5 min

## Prayer

### What You Need

No supplies needed

"We can talk to God about anything and everything. We can ask God questions—even the really big questions! Nothing is too hard or too big for God! When we ask questions, we'll understand more and grow in our faith. Let's pray together."

### Prayer:

"Dear God, thank You for listening to our questions. Please help us to be brave and keep asking when we want to know more about You. Help us to keep going as we follow You and never give up. We love You, and we pray these things in Jesus' name. Amen."

# Supplies

## Welcome Time

- |                           | Quantity |
|---------------------------|----------|
| 1. (VIDEO: ARRIVAL MUSIC) | 1        |

## WHAT'S OUR PART IN THE STORY?

- |  | Quantity |
|--|----------|
| 1. Large Group leader has Bible Open to Acts 8 | 0        |

## Basic Truth and Story Review

- |   | Quantity |
|---|----------|
| 1. Basic Truth print out (found in Small Group Bin) | 1        |

## Trekking with Questions

- |  | Quantity |
|--|----------|
| 1. "Trail Signs" Activity Page,  | 1        |
| 2. Pen or pencil or marker to write questions on the Trail sign pages or on post-its | 1        |
| 3. Post-it notes   | 4        |

## Disciples Whose Who

- |                              | Quantity |
|------------------------------|----------|
| 1. Bibles 1 for every 2 kids | 1        |
| 2. 12 Disciple Cards         | 1        |
| 3. Whose Who Disciple Cards  | 1        |