

W3 May 17 K-5

Today's Suggested Schedule—May 2026, Week 3

Loud sounds, bright lights, and large groups can be overwhelming or overstimulating for some children. To create a more inclusive large group experience, consider offering adaptive tools like noise-canceling headphones, sunglasses, sensory-friendly items, or access to modified spaces.

Leader Summary - The model religious leader Saul travels to Damascus to arrest Jesus followers. But on the road, he has a dramatic meeting with Jesus that leaves him blind. When God sends Ananias to help restore Saul's sight, Saul begins to see everything in a brand-new light. Instead of arresting Jesus followers, Saul preaches Jesus so persuasively that even a plot to kill Saul can't stop him. [BOTTOM LINE] God can help you see things in a new way.

Small Group 9:15/11:00 (20minutes)

Connect Time

Large Group 9:35/11:20 (30minutes)

Countdown and Welcome

Large Group Game

Worship

Story

Prayer

Small Group 10:05/11:50 (25 minutes)

Basic Truth and Story Review

Activity 1

Activity 2

Prayer

Home:

Devotionals for Kids



Bible Story

Paul Becomes a Believer | Ananias Helps Paul • Acts 9:1-31

Conversation Starter

When have you discovered something new about God?

Bottom Line

God can help you see things in a new way.

Monthly Memory Verse

Let us not become tired of doing good. At the right time we will gather a crop if we don't give up. • Galatians 6:9 NIV

20 min

Connect Time

9:15/11:00

20 min

Welcome Time

What You Need

 (VIDEO: ARRIVAL MUSIC)

1

What You Do:

From doors opening to start of large group - Play intro music in the background as you greet and intentionally engage with students, following the KidCity check-in procedures. Set out a few different stations of toys, puzzles, games, or blocks.

Connect time is spent building relationships with some intentional connecting with kids before Large Group. You can do small activities while you chat together (like coloring or playing or just sit and listen to each other. You can ask your kids relationship-building questions like:

- How old are you?
- Do you have a favorite stuffed animal?
- Do you have a brother, sister, or pet? What are their names?
- What do you like to play at home?
- What's your favorite food/color/animal/ice cream flavor?

Transition to Large Group..

15 min

Large Group

9:35/11:20

5 min

Countdown & Welcome


What You Need

No supplies needed

10 min

Game | This or That Trek Edition

What You Need

 Flashlights	2
 kid volunteers	6

AUDIO: Play high-energy music as kids enter.

Video: Countdown

Slide: Theme intro

"Hey, everyone! Welcome in! I'm really glad you're here today. This room is better with you in it!

"This month, our theme is called 'TREK.' The full name is 'TREK: Don't Stop, Don't Give Up—God's with You!' And this whole series is about not giving up. About what it looks like to keep moving forward, even when things are hard, confusing, or don't make sense yet. Because on a trek, quitting is usually the easiest option, but it's not the one that gets you where you want to go."

"We are going to have a lot of fun today, so first let's go over our KidCity Expectations."

(SLIDE: KIDCITY EXPECTATIONS)

"Now, let's quickly go over our KidCity Expectations (rules) so we can make sure that we make the most of our time today:(Don't dwell on these too long but make sure you review them briefly so we can set everyone up for success.)

1. Be Kind
2. Be Safe
3. Have Fun"

What You Do:

- Take off the top parts of the flashlights, and take out the batteries. Scatter the pieces on the floor in the game area.

"We're going to play a game called 'This or That: TREK Edition!'

SLIDE: This or That: TREK Edition! Title

"This game is super simple and super fun ... and everyone gets to play! Here's what's going to happen: I'm going to show you a slide with two pictures on it. If you'd choose the picture on the LEFT side, run to the LEFT side of the room (*point*). But if you'd choose the picture on the RIGHT side, run to the right side of the room! Maybe you've got questions. Maybe you want more information before you choose. That's okay. Just go for it anyway!

SLIDE: Game Slide 1 (Rock Climbing or Hiking Around a Lake?)

11 min

Worship

9:45/11:30

4 min

Move | Worship Song

What You Need

No supplies needed

"Here's our first choice. This or that: Rock climbing? Or hiking around a nice, calm lake?"

(Encourage kids to run to their preferred side of the room. Wait a few seconds while kids gather on either side of the room.)

"Oh, well done! You all did a great job! Now make sure you don't accidentally rock climb OVER someone while you're running to your spot. Okay, let's do another one. You can stay where you are or run to the other side of the room!"

(Work through the slides quickly allowing just enough time for the kids to choose a side.)

"And that's our last one! You all did great! You can go back to your seats now. I'm sure each of you had questions. Like ... how early would I have to get up to see the sunrise? Would it be one mosquito bite or a bunch? Do I get binoculars for bird watching? Which games would we be playing? But great job—you all still played the game and had fun anyway.

"And you know what, the same thing is true for our faith. We don't always get to know exactly what God is up to. Sometimes we have lots of questions. But we can keep following God, even while we're asking those questions. In fact, that's today's Bottom Line. Let's check it out!"

SLIDE: Bottom Line

Bottom Line] "Keep following God, even when you have questions. Say that with me!"

"Keep following God, even when you have questions."

"Great job today, everyone!"

We've created these worship resources to be developmentally appropriate for elementary and preteen kids by incorporating simple, direct language, fun dance movements, and upbeat, current arrangements.

We've chosen specific songs that amplify our teaching content for this month.

"It's time to worship together. Worship is one of the ways we show God how much we love Him. When we sing, we're reminding ourselves of who God is and how He is always with us and doing amazing things!"

5 min

Waymaker | Worship Song


What You Need

No supplies needed

2 min

Memory Verse

What You Need

 Large Group leader has Bible Open to verse 1

What To Do:

Large Group leader has Bible Open to Gal. 6:9

"You all sounded amazing!

"Our Memory Verse for this month is found in Galatians 6:9. I'll read it first, and then let's all say it together!

SLIDE: Memory Verse

LEADER: "Let us not become tired of doing good. At the right time we will gather a crop if we don't give up. —Galatians 6:9 NIV"

"Now, let me guide you through it! Let's say it nice and loud!"

LEADER: "Let us not"

KIDS: "Let us not"

LEADER: "become tired of doing good."

KIDS: "become tired of doing good."

LEADER: "At the right time"

KIDS: "At the right time"

LEADER: "we will gather a crop"

KIDS: "we will gather a crop"

LEADER: "if we don't give up."

KIDS: "if we don't give up."

LEADER: "Galatians 6:9!"

KIDS: "Galatians 6:9!"

"Great job, friends!

Let's listen to our Bible story.

6 min

Bible Story 9:55/11:40

6 min

StoryLab Bible Story | Video

What You Need

No supplies needed

8 min

Closing

10:05/11:50

5 min

WHAT'S OUR PART IN THE STORY?

What You Need

No supplies needed

3 min

PRAYER

What You Need

No supplies needed

"When we hear Saul's story, it reminds us that sometimes WE think we understand exactly what's going on in our lives, but we may not be seeing the full picture.

"Sometimes we face something confusing, or something happens that we don't understand, and all we can see is the 'dark part' of what's happening. We might feel unsure, worried, or frustrated because we can't tell what God is doing.

"But just like God helped Saul and Ananias see things in a new way, God can help us too.

"When Jesus' light shines on our hearts, things change. We aren't living in darkness, and when the light is there, we can now see differently. He shines His light so we can see things we didn't notice before—like how much He loves us and how He's always with us, even when life feels confusing. When we let His light shine, God can help us see ourselves, our situation, and the people around us with new understanding and new compassion.

"And just like Saul had a brand-new way of seeing the world after meeting Jesus, God can help you see your life differently too. You can ask Him to help you when something feels hard to understand, when someone is difficult to love, or when you aren't sure what to do next. God doesn't leave us in the dark. He gives us His light so we can take the next step with confidence, knowing He is always with us.

"Let's talk to the God who can help us see things in a new way!"

"God, thank You that we don't have to live in the dark. Help us trust You when things feel confusing, and help us see ourselves, other people, and our situations the way You see them. Shine Your light in our hearts so we can follow You with confidence. We want to live in Your light. We love You, and we pray these things in Jesus' name. Amen."

Dismissal Instructions:

"You are going to go to your small groups and look at the Basic truths and talk about which of the basic truths go with the story we just heard."

SLIDE: Basic Truth Slide

10 min


Small Group

10:10/11:55

5 min

Basic Truth and Story Review


What You Need


 Basic Truth print out (found in Small Group Bin) 1


5 min

Activity 1 - Scales

What You Need

 Bible 1

 Sticky notes, one pad for every three kids 1

 Blindfold 1 per small group 1

What You Do:

Start your small group time looking at the Basic Truth statements. Discuss which basic truth fits into the story and way. Listen to the kid's different ideas.

I am made by God to be unique (one of a kind.)
 I am made by God to reflect His image (act like Him.)
 I am made by God to worship Him (to live in a way that shows Him love and honor.

I am loved by God no matter what so I can love God, love others, and love life.

I am loved by God no matter what so I can belong in God's family forever.
 I am loved by God no matter what so I can trust God to guide me.
 I am loved by God no matter what so I can be confident that God knows who I am.

I am made for a purpose, so I have value.
 I am made for a purpose so the Holy Spirit will help me do big things now.
 I am made for a purpose so I can tell people about God.

What You Do:

During the Activity:

- Open your Bible and show the kids where the story is written. (Acts 9:1-31).
- Review the Bible Story with the kids by sharing the following points:
 - There was a man named Saul who thought he was helping God by arresting followers of Jesus.
 - While Saul was on his way to the city of Damascus to arrest Jesus-followers, Jesus appeared to him in a bright light! Jesus told Saul that he, Saul, wasn't helping Him at all!
 - Saul tried to open his eyes, but he couldn't see.
 - Saul's friends led him into the city. For three days, he prayed, and he didn't eat or drink anything.
 - God told one of His followers, Ananias, to go and help Saul see again.
 - Ananias didn't want to go! He had heard that Saul had done terrible things to Jesus' followers.
 - But Ananias listened to God, went to the house where Saul was staying, and prayed for Saul.
 - Something like scales fell from Saul's eyes, and he could see again.
 - Saul realized that he should be Jesus' friend, not His enemy!
 - Saul started going around telling everyone, "Jesus loves you! Follow Him!"

- Ask the kids what they remember about Saul from the Bible Story. Remind them that when Jesus appeared to Saul, he was blinded.
- Ask for a volunteer to be Saul, and pick one from the kids who have their hands raised. Gently place a blindfold over their eyes and sticky notes on their arms and back, like “scales.”
- Say, “When Saul couldn’t see, he had to wait for three days. He prayed, and he didn’t eat anything. Then God sent a man named Ananias to help him.”
- Choose another child to be Ananias. Have “Ananias” come and gently take the blindfold off the other volunteer’s eyes.
- Say, “The Bible says it was like scales had fallen from Saul’s eyes, and he could see again!”
- Now, give all the kids a few sticky notes and let them stick them on themselves.
- K-2nd Grade Leaders - On the count of three, challenge everyone to shake, wiggle, and dance to “shake the scales off” without using their hands.
- 3rd-5th Grade Leaders - Ask these questions and discuss:
 - Why do you think Jesus chose to appear to Saul in such a dramatic way (a blinding light and speaking voice) instead of in a quieter way, like a dream?
 - When Jesus told Ananias to go to Saul, Ananias argued at first. Why was it so hard for him to believe Saul could change?
 - Right after Saul could see again, he immediately began preaching about Jesus. Why do you think Saul didn’t hesitate or wait?
 - Why do you think God didn’t just fix Saul instantly, but instead used Ananias—a regular Jesus-follower—to be part of Saul’s healing?
 - After Saul’s transformation, the church continued to grow. How did Saul’s new mission help spread the message of Jesus even further?

What You Say:

“It feels good to get those scales off so you can see! When the scales fell from Saul’s eyes, he showed that he saw Jesus in a new way. He understood that Jesus was God’s Son!

“There was someone else who learned to see something in a new way—Ananias. Ananias was scared because he had heard how Saul treated Jesus’ followers. But God told him to go, so he listened. When Ananias got there, the Bible says: *He placed his hands on Saul. “Brother Saul,” he said, “you saw the Lord Jesus. He appeared to you on the road as you were coming here. He has sent me so that you will be able to see again. You will be filled with the Holy Spirit.” Right away something like scales fell from Saul’s eyes. And he could see again (Acts 9:17b-18a NIV).* Ananias trusted God and went to help someone who was his enemy. And, eventually, God would work through Saul to do great things!

“Sometimes we think we know things, but God can help us see those things in new ways. Saul thought Jesus-followers were a lost cause. Ananias thought Saul was a lost cause. But both men listened to God, and God showed both men something. And God can show you new things too! **[Bottom Line] God can help you see things in a new way.**”

5 min

Biblical Literacy - Guess the Disciples

What You Need

 12 Disciple Cards

1

What You Do:

Ask the following questions:

1. What is a disciple? (Someone who learns about Jesus and follows Him)
2. What disciple wrote the book of Matthew? (Matthew)
3. Who were the Sons of Thunder? (Brothers named John and James)
4. We denied Jesus three times? (Peter)
5. Who was a tax collector? (Matthew)
6. Who had the nickname "Doubting _____"? (Thomas)
7. Who wrote the book of John? (John)
8. Who betrayed Jesus? (Judas)
9. Who was named "the Disciple that Jesus loved"? (John)
10. Bonus; Can you name all 12 disciples?

What You Say:

Today is our last Sunday talking about the 12 Disciples. Let's see what we learned."

"You guys have learned so much. Do you know we can be disciples of Jesus too? What does a disciple do? And how can we be Jesus' disciples?"

5 min

Prayer Time

5 min

Pray

What You Need

No supplies needed

What You Say:

"It's so good to pray for each other. In our Bible Story today, Jesus appearing in the light on the road to Damascus changed Saul's entire life! And just like a flashlight shines a light, God's love can shine a light on things and help us see them in a new way. Let's pray together."

Prayer:

"Dear God, thank You for being with us. Sometimes we feel confused or scared, like Ananias, or like we've made big mistakes, like Saul. Please help us to see things in a new way. Help us see how You see us and how you see others. Thank You for always being ready to change our hearts. We love You, and we pray these things in Jesus' name. Amen."

Supplies

Welcome Time

- | | Quantity |
|---------------------------|----------|
| 1. (VIDEO: ARRIVAL MUSIC) | 1 |

Game | This or That Trek Edition

- | | Quantity |
|-------------------|----------|
| 1. Flashlights | 2 |
| 2. kid volunteers | 6 |

Memory Verse

- | | Quantity |
|---|----------|
| 1. Large Group leader has Bible Open to verse | 1 |

Basic Truth and Story Review

- | | Quantity |
|---|----------|
| 1. Basic Truth print out (found in Small Group Bin) | 1 |

Activity 1 - Scales

- | | Quantity |
|---|----------|
| 1. Bible | 1 |
| 2. Sticky notes, one pad for every three kids | 1 |
| 3. Blindfold 1 per small group | 1 |

Biblical Literacy - Guess the Disciples

- | | Quantity |
|----------------------|----------|
| 1. 12 Disciple Cards | 1 |