

Preschool W1 June 7

Leader Summary

Jesus tells a story about a mustard seed. A mustard seed is very tiny, but it grows into a very large tree where birds come and make nests in its branches. Jesus says God's kingdom is like that tiny mustard seed. God's kingdom may start small, but it grows and grows. God is growing a kingdom that will have a place for all of His people, just like a tree has a place for all the birds. But God's kingdom isn't a place we have to travel to. God's kingdom is wherever God's people are. That means God's kingdom is right where you are ... and it's all around the world! God loves us so much that He sent us His Son, Jesus, and when we follow Jesus, we become a part of God's kingdom! Jesus shows us that you and I can be part of God's kingdom.

Connect Time (20 minutes)

Welcome Time
Small Group connect

Large Group Time (25 minutes)

Count Down & Welcome
Worship
Memory Verse
Bible Story Intro
Bible Story Video
Wrap Up & Prayer

Small Group Time (25 minutes)

Activity One
Activity Two
Memory Verse with Motions
Prayer
Parent Pick Up Activity

Take Home

First Look Place Mat



Bible Story

The Story of the Mustard Seed • Matthew 13:31-32
Jesus shows us God's kingdom.

Key Question

Who can be a part of God's kingdom?

Bottom Line:

I can be a part of God's kingdom.

Memory Verse

"Your kingdom come, your will be done, on earth as it is in heaven." • Matthew 6:10 NIV

20 min

Connect Time

15 min

Welcome Time

What You Need

No supplies needed

Providing time for fun interaction

What You Do:

Play intro music in the background as you greet preschoolers and follow the KidCity check-in procedures. Set out a few favorite toys, such as puzzles and blocks.

5 min

Small Group Connect

What You Need

No supplies needed

Small Group Connect time is spent building relationships with the kids. Gather your Small Group together for some intentional connecting time before Large Group. You can do small activities while you chat together (like coloring or building with blocks) or just sit and listen to each other. Ask your kids relationship-building questions like:

- How old are you?
- Do you have a favorite stuffed animal?
- Do you have a brother, sister, or pet? What are their names?
- What do you like to play at home?
- What's your favorite food/color/animal/ice cream flavor?

Transition to Large Group...

12 min

Large Group Time

4 min

Countdown & Welcome

What You Need

No supplies needed

5 min

Worship

What You Need

No supplies needed

Communicating God's truth in engaging ways

"Hello my friends! How are you today? Come and sit with me. I am so glad you are here! My name is [your name]. I'm excited to spend time with you today! We are getting ready to sing and dance and hear a true story from the Bible. Before we do, let's go over our rules and truths. Here in KidCity we have three rules. How many rules do we have? (Kids respond.) That's right! Three rules. Let's go over our rules now. (List rules while counting on fingers.)

SLIDE: Three Rules

1. Be kind. We can be kind by using our indoor speaking voices, by staying on our blankets (or whatever space you have), and by obeying our leaders.
2. Be safe. We can be safe by walking around the classroom and keeping our hands to ourselves.
3. Have fun! We are going to have SO much fun, and that's because you are here!

"Can everybody follow those rules today? (Kids respond.) Great! KidCity is a place where we learn about God and Jesus! And there are three big truths that we want you to know. Let's say them all together! Are you ready?"

SLIDE: Basic Truths

1. I am made by God. What is it? (Kids repeat.)
2. I am loved by God no matter what. What is it? (Kids repeat.)
3. I am made for a purpose! What is it? (Kids repeat.)

SLIDE: Theme

"Now, let's worship our big, strong God because He is super wonderful. Sing with me!"

SONG: "Super Wonderful"

"Great singing, friends! God gave us Jesus, and those are words that Jesus said. Jesus was saying that He wanted whatever God wants. Jesus always wants to go God's way, and when we follow Jesus, that's where He's going to lead us. Let's sing!"

SONG: "Roll with You"

"You guys all sounded GREAT! Thanks for worshipping with me!"

3 min

Memory Verse

What You Need

No supplies needed

"Now let's learn some of God's words from the Bible. (*Open hands like a book.*) It's the first Sunday of the month, so it's a brand new memory verse! Are you ready? First, let's watch the Memory Verse Video.

VIDEO: Verse with Motions

"Now, Watch me say the words from the Bible and do the motions, and then you can do them with me!

SLIDE: Memory Verse

"Your kingdom come (*point up*)
your will be done, (*hold hands out, palms up*)
on earth (*point down*)
as it is in heaven" (*point up*)
Matthew 6:10 NIV. (*Open hands like a book.*)

"Can you do that with me?

(*Lead children to say the Memory Verse with Hand Motions once or twice.*)

"Great job, friends! I want to challenge you all to try and memorize the verse this month... do you think you can do it? (*Pause.*) Yeah!! I think you can!!

SLIDE: Theme




12 min

Large Group Bible Story

3 min

Bible Story Intro

What You Need

| | |
|---|---|
|  Beginner's Bible | 1 |
|  Story Box | 1 |
|  Book Pictures (different books each week) | 1 |

Communicating God's truth in engaging ways

"Let me see what I have in my Story box.... What's this? (*Hold up Bible, and pause.*) Yes, that's right! It's our Bible! The Bible is a book made up of 66 different books! Sixty-Six...that's a pretty big number! The Bible is a special book, because it is God's Word to us! It tells us about God and how to live.

"This month, we are going to be hearing stories from the Bible that Jesus told his friends the disciples. Jesus used stories to help teach people; these special stories were called parables. Can you say that word with me? Parables. (Pause and let the kids repeat.)

"I love the Bible, it's one of my favorite books! But I like to read other books and stories too! (Hold up one of the books at a time and have kids raise their hands if they have read that book before.)

- Chicka Chicka Boom Boom
- That's My Blue Truck
- The Very Hungry Caterpillar

"These are fun books that have stories that help us learn things! In today's Bible Story we are going to hear a story that Jesus told his friends, the disciples to help them learn something!"

6 min

Wonder Bible Story (Video)

What You Need

No supplies needed

3 min

Wrap Up & Prayer

What You Need

No supplies needed

SLIDE: Bottom Line

"Wow, Jesus told a story about a tiny little mustard seed. God's kingdom is like that tiny mustard seed that grows into a big, tall tree where birds can come and make nests. God's kingdom is so big that we can all be a part of it. You can be a part of God's kingdom, and **[Bottom Line] I can be a part of God's Kingdom!** Tell me: **Who can be a part of God's kingdom? I can be a part of God's kingdom!**

SLIDE: Basic Truth

"Let's see what Basic Truth we have today... I am loved by God no matter what so I can trust God to guide me. God loves us so much, he wants us to be a part of His kingdom. He gave us Jesus to show us how to live to be a part of God's kingdom.

"Our story time is over, but we're not through. Let's talk to God because God loves you!

"Dear God, thank You for loving us so much that You want us to be a part of Your kingdom. Help us to follow Jesus so your kingdom will grow. Thank You for Jesus and the stories He told to help us learn about You. We pray in Jesus' name, Amen."

SLIDE: Theme

Dismiss to Small Groups.

26 min

Small Group Time

7 min

Activity 1- Traveling to the Kingdom

What You Need

 "Traveling to the Kingdom" Activity Page 1



EveryChild tips


- Modify movements as needed for children with limited mobility.

7 min

Activity 2- How Does it Grow?

What You Need

 Cardstock 1

 "How Does It Grow" Activity Page 1

Creating a safe place to connect.

What You Say:

Before the Activity: "Look at this castle! (*Hold up the Castle image.*) We are going to pretend it's God's special kingdom, and we are going to play a game where we travel to the kingdom.

During the Activity: "First, we are going to practice all the ways we can travel today! Let's DRIVE our cars to the kingdom. Get your steering wheel. Vroom, Vroom!! (*Pretend to drive a car.*) Good Job! We can also FLY, like a bird or an airplane. (*Lead the kids in flapping their wings or soaring like a plane.*) That was pretty good! The final way to travel today is going to be TIP TOE! (*Demonstrate how the kids can tiptoe.*) Ok, now everyone will have a turn to travel to the kingdom. When I call your name, stand up and you can pick how you want to travel. (*Call a few kids at a time until everyone has had a turn.*)

After the Activity: "That was fun seeing how you each decided to travel to the kingdom! Our Bible Story today taught us something amazing. God's kingdom isn't a place we have to DRIVE or FLY to. God's kingdom is right here with us, because God is with us! And God wants you to be part of His special kingdom. **Who can be part of God's kingdom? [Bottom Line] I can be part of God's kingdom."**

Before the Activity: "The story Jesus told was about how something small grows into something big. Let's play a game and put these pictures in order and act them out."

During the Activity: "I have four pictures that represent the growth of a tree. Look, (*point to each picture as you describe it*) we have a big tree, a tiny seed, a little sprout, and a small plant. They are all mixed up! Which one do you think happens first in the life of a tree?"

(*Guide them to select the seed.*) That's right! First, you plant a seed.

- Curl up in a little ball on the floor. Be so, so small. Good job, tiny seeds!

What happens next? Does it turn right into a big tree? (*Pause.*) No! It becomes a little sprout! (*Place the sprout card next.*)

- Stand up just a little bit. You're a little sprout!

And after the sprout comes the small plant.

- Stand up a little bit more, but not all the way yet, and put one arm out a little bit.

And finally... the big tree!

- Stand up big and tall with your arms stretched out as far as they will go.

You figured out the plan for how a seed grows and you acted it out!

5 min

Memory Verse with Motions & Prayer

What You Need

 "Memory Verse Card"

1

After the Activity: "You did a great job putting those in order! God has a plan for His kingdom to grow, too. It starts small and gets bigger and bigger. God loves us so much that He sent us His Son, Jesus, to be our friend forever. And when we follow Jesus, we become a part of God's kingdom! God's kingdom gets bigger when more people choose to follow Jesus. And God's kingdom gets bigger when we do the things Jesus, our King, would do!

(Have the kids squat down like a little seed again.) When we're kind like Jesus, God's kingdom grows. *(Stand up a little bit.)* When we're helpful like Jesus, God's kingdom grows some more. *(Stand all the way up like a big tree.)* **Who can be part of God's kingdom? [Bottom Line] I can be part of God's kingdom"**

"The Bible verse we are learning talks about how we can be part of God's kingdom. It says,

Your kingdom come *(point up),*
your will be done *(hold hands out, palms up),*
on earth *(point down)*
as it is in heaven' *(point up).*
Matthew 6:10 *(open hands like a book).*

"Now you do it with me. *(Go through the verse a few times with your group.)*

"Great job, everyone! God's kingdom is very special. You can be part of God's Kingdom and **[Bottom Line] I can be part of God's kingdom.**



"Yay! *(Clap.)* I'm so glad that Jesus loves and cares about everyone everywhere! Let's take a moment to quiet out bodies and get ready to pray. *(Have kids put both hands up in the air, clap them together once [keep hands clasped], and then lower them down to their lap.)*

"Dear God, thank you for showing us that You can take small things and make them grow into something big! Thank You that Your kingdom is growing, and that it has a place for each of us. I loved getting to learn about Your kingdom today with each person here! Help us remember we can be part of Your Kingdom! We love You. In Jesus' name, Amen."

7 min

Parent Pick Up Activity

What You Need

-  Castle Coloring Sheet Several
-  Crayons Several

"Today we are going to color this castle picture as a reminder of God's special kingdom."

Supplies

Bible Story Intro Quantity

- | | | |
|----|---|---|
| 1. | Beginner's Bible | 1 |
| 2. | Story Box | 1 |
| 3. | Book Pictures (different books each week) | 1 |

Activity 1- Traveling to the Kingdom Quantity

- | | | |
|----|--|---|
| 1. | "Traveling to the Kingdom" Activity Page | 1 |
|----|--|---|

Activity 2- How Does it Grow? Quantity

- | | | |
|----|----------------------------------|---|
| 1. | Cardstock | 1 |
| 2. | "How Does It Grow" Activity Page | 1 |

Memory Verse with Motions & Prayer Quantity

- | | | |
|----|---------------------|---|
| 1. | "Memory Verse Card" | 1 |
|----|---------------------|---|

Parent Pick Up Activity Quantity

- | | | |
|----|-----------------------|---------|
| 1. | Castle Coloring Sheet | Several |
| 2. | Crayons | Several |