

Preschool W2 June 14

Leader Summary

Jesus tells a story about a woman who has 10 silver coins. When she loses one coin, she looks everywhere, and she doesn't give up. She lights a lamp so she can see better. She sweeps and cleans the whole house until finally ... she finds it! The woman is so happy that she calls her friends and neighbors together. She wants to celebrate because she found her lost coin. Jesus knew there were a lot of people listening to Him tell this story. He tells them that if just one person stops doing wrong things and starts doing what God wants, then God would be so happy and all of heaven would be happy too. God wants everyone to follow His Son, Jesus, and when we choose to follow Jesus, you and I can be part of God's kingdom forever.

Connect Time (20 minutes)

Welcome Time
Small Group connect

Large Group Time (25 minutes)

Count Down & Welcome
Worship
Memory Verse
Bible Story Intro
Bible Story Video
Wrap Up & Prayer

Small Group Time (25 minutes)

Activity One
Activity Two
Memory Verse with Motions
Prayer
Parent Pick Up Activity

Take Home

First Look Place Mat



Bible Story

The Story of the Lost Coin • Luke 15:1-3, 8-10
Jesus made a way for you to be part of God's Kingdom.

Key Question

Who can be a part of God's kingdom?

Bottom Line

I can be a part of God's kingdom.

Memory Verse

"Your kingdom come, your will be done, on earth as it is in heaven." • Matthew 6:10 NIV

20 min

Connect Time

9:15/11:00

15 min

Welcome Time

What You Need

No supplies needed

5 min

Small Group Connect

What You Need

No supplies needed

What You Do:

Play intro music in the background as you greet preschoolers and follow the KidCity check-in procedures. Set out a few favorite toys, such as puzzles and blocks.

Small Group Connect time is spent building relationships with the kids. Gather your Small Group together for some intentional connecting time before Large Group. You can do small activities while you chat together (like coloring or building with blocks) or just sit and listen to each other. Ask your kids relationship-building questions like:

- How old are you?
- Do you have a favorite stuffed animal?
- Do you have a brother, sister, or pet? What are their names?
- What do you like to play at home?
- What's your favorite food/color/animal/ice cream flavor?

Transition to Large Group...

12 min

Large Group Time

4 min

Countdown & Welcome

What You Need

No supplies needed

5 min

Worship

What You Need

No supplies needed

"Hello my friends! How are you today? Come and sit with me. I am so glad you are here! My name is [your name]. I'm excited to spend time with you today! We are getting ready to sing and dance and hear a true story from the Bible. Before we do let's go over our rules and truths. Here in KidCity we have three rules. How many rules do we have? (Kids respond.) That's right! Three rules. Let's go over our rules now.(List rules while counting on fingers.)

SLIDE: Three Rules

1. Be kind. We can be kind by using our indoor speaking voices, by staying on our blankets (or whatever space you have), and by obeying our leaders.
2. Be safe. We can be safe by walking around the classroom and keeping our hands to ourselves.
3. Have fun! We are going to have SO much fun, and that's because you are here!

"Can everybody follow those rules today? (Kids respond.) Great! KidCity is a place where we learn about God and Jesus! And there are three big truths that we want you to know. Let's say them all together! Are you ready?"

SLIDE: Basic Truths

1. I am made by God. What is it? (Kids repeat.)
2. I am loved by God no matter what. What is it? (Kids repeat.)
3. I am made for a purpose! What is it? (Kids repeat.)

SLIDE: Theme

"Now, let's sing and worship, because we can follow Jesus and be a part of God's kingdom forever. Sing with me!"

SONG: "Roll with You"

"Great singing, friends! Jesus said those words because He wanted what God wants. Jesus always wants to go God's way, and when we follow Jesus, that's where He's going to lead us to our wonderful God. Let's sing!"

SONG: "Super Wonderful"

"Thanks for worshipping with me!"

3 min

Memory Verse

What You Need

No supplies needed

"Now let's learn some of God's words from the Bible. (*Open hands like a book.*) Are you ready? First, let's watch the Memory Verse Video.

VIDEO: Verse with Motions

"Now, Watch me say the words from the Bible and do the motions, and then you can do them with me!

SLIDE: Memory Verse

"Your kingdom come (*point up*)
your will be done, (*hold hands out, palms up*)
on earth (*point down*)
as it is in heaven" (*point up*)
Matthew 6:10 NIV. (*Open hands like a book.*)

"Can you do that with me?

(*Lead children to say the Memory Verse with Hand Motions once or twice.*)

"Great job, friends!

SLIDE: Theme




13 min

Large Group Bible Story

3 min

Bible Story Intro

What You Need

-  Beginner's Bible 1
-  Story Box 1
-  Book Pictures (different books each week) 1

"What's in my Story box today.... What's this? (*Hold up Bible, and pause.*) Yes, that's right! It's our Bible! The Bible is a book made up of 66 different books! Let's count to sixty-six...1, 2, 3... no, I'm just kidding, that's a pretty big number! Maybe we can count later. The Bible is a special book, because it is God's Word to us!

"What's this... (*pull out the picture of Knuffle Bunny book*)... Has anyone ever read this book? Knuffle Bunny is about a little girl named Trixie, she's close to your age, and she lost her toy bunny! Today, we are going to hear a story from the Bible. It's a parable that Jesus told his friends to help them (and now us) learn something. Today's parable helped His friends, the disciples, learn about God's kingdom... and it has to do with loosing something too... just like Knuffle Bunny."

7 min

Wonder Bible Story (Video)

What You Need

No supplies needed

3 min

Wrap Up & Prayer

What You Need

No supplies needed

SLIDE: Bottom Line

"Wow, We are so precious to God-like the coin was precious to the woman in the story. Jesus told this story because He wants everyone to know that God never gives up on us. God loves you and me no matter what! he loves us so much that you and I can be a part of God's kingdom. Tell me: **Who can be a part of God's Kingdom? I can be a part of God's Kingdom!**

SLIDE: Basic Truth

"Let's see what Basic Truth we have today... I am loved by God no matter what so I can belong in God's family forever. God loves us so much, and he knows we won't always do what He wants, but He never gives up on us. Just like the woman never gave up looking for her coin. God loves us so much that God gave us His son, Jesus! And Jesus shows us how to live to be in God's kingdom.

"Our story time is over, but we're not through. Let's talk to God because God loves you!

"Dear God, thank You somuch for the stories Jesus told, and thank You so much for loving us and wanting us to be a part of Your kingdom. Help us to followJesus every da. We pray in Jesus' name. Amen."

SLIDE: Theme

Dismiss to Small Groups.




25 min

Small Group Time

7 min

Activity 1- Story Coins



What You Need

 Story Coins (kids)	1
 Story Coins SGL	1
 Coin Stickers	Several

8 min

Activity 2-Found Coin Verse

What You Need

 "Found Coin Verse" Activity Page (3/page)	1
 12 inch piece of string	1

What You Say:

"We are going to use these coins to do a story retell, and then you are each going to color your own story retell and put coin stickers on it as well!

Story Retell: SGL Pull show one coin at a time, describe the picture and have the kids do what it says on the back.

- Woman had 10 Coins- count to 10
- Woman was sad when she lost a coin- sad face
- Woman swept- pretend to sweep
- Woman found coin- happy face!

Story Coloring: Pass out the Coloring Sheets and help the kids color and add coin stickers.

"The woman in our Bible Story searched for her one lost coin because it was so special to her. Did you know that you are even more special than that silver coin! You are so special to God! God loves you so much and gave us Jesus so we could be part of His kingdom forever! You can be part of God's kingdom, and **[Bottom Line] I can be part of God's kingdom! Who can be part of God's kingdom? [Bottom Line] I can be part of God's kingdom.**"

What You Say:

Before the Activity: "Friends, join me over here and let's practice saying our Memory Verse as we do the motions. Ready? 'Your kingdom come, (point up) your will be done, (hold hands out, palms up) on earth (point down) as it is in heaven.' (Point up.) Matthew 6:10 (open hands like a book). Great job!

During the Activity: "Look at these cool coins! You are each going to decorate your own special coin. (Hold up a coin cutout.) This special coin has our Memory Verse written on it. (Pause.) As you decorate, let's say our verse together. 'Your kingdom come, your will be done, on earth as it is in heaven.' Matthew 6:10. Your coins are looking really cool! Let's say our verse together one more time. 'Your kingdom come, your will be done, on earth as it is in heaven' Matthew 6:10. Great job, everyone!"

After the Activity: "Hold up your shiny coins! These look so special! We are so special to God, just like the coin was special to the woman in the story. God loves us so much that Jesus made a way for us to be part of God's kingdom. God wants everyone to follow Jesus, and when just one person decides to follow Jesus, God is so happy! And when we choose to follow Jesus, we can be a part of God's kingdom forever. You can

5 min

Memory Verse with Motions & Prayer

What You Need

 "Memory Verse Card"

1

be a part of God's kingdom, and **[Bottom Line] I can be part of God's kingdom. Who can be part of God's kingdom? [Bottom Line] I can be part of God's kingdom.**"

"The Bible verse we are learning talks about how we can be part of God's kingdom. It says,

Your kingdom come (*point up*),
your will be done (*hold hands out, palms up*),
on earth (*point down*)
as it is in heaven' (*point up*).
Matthew 6:10 (*open hands like a book*).

"Now you do it with me. (*Go through the verse a few times with your group.*)

"Great job, everyone! God's kingdom is very special. You can be part of God's Kingdom and **[Bottom Line] I can be part of God's kingdom.**


"Yay! (*Clap.*) I'm so glad that Jesus loves and cares about everyone everywhere! Let's take a moment to quiet out bodies and get ready to pray. (*Have kids put both hands up in the air, clap them together once [keep hands clasped], and then lower them down to their lap.*)

"Dear God, thank You for today. Thank you for each friend who is here in KidCity with us. Thank You that we are so important to You. Thank You that Jesus made a way for us to be a part of Your kingdom forever. We love You, God. In Jesus' name, Amen."

5 min

Parent Pick Up Activity

What You Need

 Beginner's Bible marked at the correct page

1

Finish coloring the two coin activities with kids and practice this month's memory verse.

Open up the Beginner's Bible (Lord's Prayer, page #323) and read it to your small group.

Supplies

Bible Story Intro Quantity

- | | | |
|----|---|---|
| 1. | Beginner's Bible | 1 |
| 2. | Story Box | 1 |
| 3. | Book Pictures (different books each week) | 1 |

Activity 1- Story Coins Quantity

- | | | |
|----|--------------------|---------|
| 1. | Story Coins (kids) | 1 |
| 2. | Story Coins SGL | 1 |
| 3. | Coin Stickers | Several |

Activity 2-Found Coin Verse Quantity

- | | | |
|----|---|---|
| 1. | "Found Coin Verse" Activity Page (3/page) | 1 |
| 2. | 12 inch piece of string | 1 |

Memory Verse with Motions & Prayer Quantity

- | | | |
|----|---------------------|---|
| 1. | "Memory Verse Card" | 1 |
|----|---------------------|---|

Parent Pick Up Activity Quantity

- | | | |
|----|---|---|
| 1. | Beginner's Bible marked at the correct page | 1 |
|----|---|---|