

Preschool W3 June 21

Leader Summary

Jesus tells a story about a father who had saved a lot of money to give to his sons when they were much older. But the younger son takes the money now and travels far from home. He spends his money on whatever he wants ... until one day, the money is all gone. The younger son decides to go home, and the father is so happy to see him that he runs to him! He gives him a robe, a ring, and sandals to wear, and he throws a big party to celebrate! The older son is upset, but the father reminds him that he loves both his sons—no matter what! Jesus told this story because He knew that God loves us just like that father loved both his sons. And God wants everyone to be a part of His kingdom. You and I can be part of God's kingdom

Connect Time (20 minutes)

Welcome Time
Small Group connect

Large Group Time (25 minutes)

Count Down & Welcome
Worship
Memory Verse
Bible Story Intro
Bible Story Video
Wrap Up & Prayer

Small Group Time (25 minutes)

Activity One
Activity Two
Memory Verse with Motions
Prayer
Parent Pick Up Activity

Take Home

First Look Place Mat



Bible Story

The Story of the Prodigal Son • Luke 15:11-32
God wants everyone to be part of His kingdom.

Key Question

Who can be a part of God's kingdom?

Bottom Line

I can be a part of God's kingdom.

Memory Verse

"Your kingdom come, your will be done, on earth as it is in heaven." • Matthew 6:10 NIV

20 min

Connect Time

15 min

Welcome Time

What You Need

No supplies needed

What You Do:

Play intro music in the background as you greet preschoolers and follow the KidCity check-in procedures. Set out a few favorite toys, such as puzzles and blocks.

5 min

Small Group Connect

What You Need

No supplies needed

Small Group Connect time is spent building relationships with the kids. Gather your Small Group together for some intentional connecting time before Large Group. You can do small activities while you chat together (like coloring or building with blocks) or just sit and listen to each other. Ask your kids relationship-building questions like:

- How old are you?
- Do you have a favorite stuffed animal?
- Do you have a brother, sister, or pet? What are their names?
- What do you like to play at home?
- What's your favorite food/color/animal/ice cream flavor?

Transition to Large Group...

12 min

Large Group Time

4 min

Countdown & Welcome

What You Need

No supplies needed

5 min

Worship

What You Need

No supplies needed

"Hello my friends! How are you today? Come and sit with me. I am so glad you are here! My name is [your name]. I'm excited to spend time with you today! We are getting ready to sing and dance and hear a true story from the Bible. Before we do let's go over our rules and truths. Here in KidCity we have three rules. How many rules do we have? (Kids respond.) That's right! Three rules. Let's go over our rules now.(List rules while counting on fingers.)

SLIDE: Three Rules

1. Be kind. We can be kind by using our indoor speaking voices, by staying on our blankets (or whatever space you have), and by obeying our leaders.
2. Be safe. We can be safe by walking around the classroom and keeping our hands to ourselves.
3. Have fun! We are going to have SO much fun, and that's because you are here!

"Can everybody follow those rules today? (Kids respond.) Great! KidCity is a place where we learn about God and Jesus! And there are three big truths that we want you to know. Let's say them all together! Are you ready?"

SLIDE: Basic Truths

1. I am made by God. What is it? (Kids repeat.)
2. I am loved by God no matter what. What is it? (Kids repeat.)
3. I am made for a purpose! What is it? (Kids repeat.)

SLIDE: Theme

"Now, let's worship our big, strong God because He is super wonderful. Sing with me!"

SONG: "Super Wonderful"

"Great singing, friends! God gave us Jesus, and those are words that Jesus said. Jesus was saying that He wanted whatever God wants. Jesus always wants to go God's way, and when we follow Jesus, that's where He's going to lead us. Let's sing!"

SONG: "Roll with You"

"Thanks for worshipping with me! That was a lot of fun!"

3 min

Memory Verse

What You Need

No supplies needed

"Now let's learn some of God's words from the Bible. (*Open hands like a book.*) Are you ready? First, let's watch the Memory Verse Video.

VIDEO: Verse with Motions

"Now, Watch me say the words from the Bible and do the motions, and then you can do them with me!

SLIDE: Memory Verse

"Your kingdom come (*point up*)
your will be done, (*hold hands out, palms up*)
on earth (*point down*)
as it is in heaven" (*point up*)
Matthew 6:10 NIV. (*Open hands like a book.*)

"Can you do that with me?

(*Lead children to say the Memory Verse with Hand Motions once or twice.*)

"Great job, friends!

SLIDE: Theme




12 min

Large Group Bible Story

3 min

Bible Story Intro

What You Need

-  Beginner's Bible 1
-  Story Box 1
-  Book Pictures (different books each week) 1

"I have my Story Box, let's see what's in here.... What's this? (*Hold up Bible, and pause.*) Yes, that's right! It's our Bible! Anyone know how many books make up the Bible? (*Pause.*) Sixty-Six...that's a pretty big number! The Bible is a special book, because it is God's Word to us! It tells us about God and how we should live.

"Look at this, this book was stuck inside my Bible! (Pull out *Going on a Bear Hunt*) Have any of you ever read this book? (*Pause.*) Oh, yeah, lots of you! This is a fun, and kind of silly book, about a family going on an *adventure together* to look for a bear! I like this book, but I don't think I would really want to go looking for a bear!

"Jesus uses stories to help teach us something. Those stories are called parables. In today's story, Jesus uses the story of a son who goes on *adventure by himself* to help teach us about God's kingdom. Let's check it out!"

6 min

Wonder Bible Story (Video)

What You Need

No supplies needed

3 min

Wrap Up & Prayer

What You Need

No supplies needed

SLIDE: Bottom Line

"Wow, Jesus tells the best stories! The father wanted to celebrate when his son came home. Even though his son had made a lot of bad choices, the father loved him no matter what! That's how God loves us! He loves us so much He wants us- all of us- to be a part of His kingdom. Tell me: **Who can be a part of God's Kingdom? I can be a part of God's Kingdom!**

SLIDE: Basic Truth

"Let's see what Basic Truth we have today... I am loved by God no matter what so I can belong in God's family forever. God loves us so much, he loves us even more than the father in today's story loved his son. He loves us and wants us to be part of His kingdom.

"Our story time is over, but we're not through. Let's talk to God because God loves you!

"Dear God, thank You so much for loving us. You love everyone, not just a few people. Help us to love and celebrate people the way You love them, so we can all be a part of Your kingdom. We pray in Jesus' name. Amen."

SLIDE: Theme

Dismiss to Small Groups.


26 min

Small Group Time

7 min

Activity 1- Story Memory

What You Need

 Story Memory Cards (1 set = 10 pictures) 2

What You Say:

Before the Activity: "We are going to use the 10 pictures to retell today's Bible Story and test your memory."

During the Activity: "I am going to place these 10 pictures face down over here. And I am going to place these 10 pictures face down over here... we are going to try and find the matching pictures in each set. (**Modification- for younger groups, you can leave one set face up, so it isn't a memory game, it just becomes a matching game.) Once we have all of the pictures matched up, we will be able to retell the story!

1. Son asking for money.
2. Son leaving with money.
3. Son buying things.
4. Son eating with pigs.
5. Son walking on the path back home.
6. Father seeing son.
7. Father gives son robe and ring.
8. Father throws a feast for Son.
9. Older brother is mad.
10. Dad hugging his sons!

After the Activity: "That was a wonderful story match up! Jesus told that story to show us how much God loves us. God is like the father in the story, always waiting with a big hug, ready to celebrate when we come to Him. God loves us no matter what! And He wants us to share that love with others because God wants everyone to be a part of His kingdom.

Who can be part of God's kingdom? [Bottom Line] I can be part of God's kingdom."

8 min

Activity 2- The Best Treasure

What You Need

 Bible 1

 "Treasure Chest Motion Cards" Activity Page on Cardstock 1

What You Do:

Before the Activity: Print "Treasure Chest Motion Cards" on cardstock and cut, one set per Small Group. Place each card in different parts of the Bible. Say the Memory Verse as you do the motions together.

What You Say:

Before the Activity: "Friends, come over and let's say our Memory Verse together as we do the motions. Everybody ready? 'Your kingdom come (*point up*), your will be done (*hold hands out, palms up*), on earth (*point down*) as it is in heaven' (*point up*). Matthew 6:10 (*open hands like a book*). Super job, friends!"

During the Activity: "God's Word, the Bible (*hold up the prepared Bible*), is a treasure! Today, there are even smaller treasures hidden inside this Bible. Let's find them to learn our Memory Verse. We are going to pass

5 min

Memory Verse with Motion-Prayer

What You Need

👤 "Memory Verse Card"

1

the Bible around. When it's your turn, pull one card out of the Bible- some will be treasure chests and some will be pictures from today's story. (Call kids one by one to pull a card from the Bible.) Once all the cards are pulled, practice the memory verse a few more times.

- 5 Memory Verse Cards
 - Pull these out and hold until every child has gone.
- 6 Bible Story Cards (only use as many as you need to have enough for each child to pull one card.)
 - SGL Say and Kids Repeat:
 - Castle- God wants everyone to be a part of His kingdom.
 - Father Hugging Son- God loves us no matter what!
 - Bible- The Bible is God's Word!
- **If you have more than 11 kids in your Small Group, Do two rounds, so every child has a turn.*

After the Activity: "You found all the small treasures! God's kingdom is the best treasure, and God wants everyone to be a part of His kingdom. **Who can be part of God's kingdom? [Bottom Line] I can be part of God's kingdom."**

"We just practiced our memory verse for this month in the Treasure Chest activity. That was fun! Would anyone like to try saying the verse by themselves? *(Pause and wait to see if any kids are brave enough to try. If not, encourage a few to try it together, and offer to help them if they get stuck. Encourage any child willing to give it a try!)*

"The Bible verse we are learning talks about how we can be part of God's kingdom. It says,

Your kingdom come *(point up),*
your will be done *(hold hands out, palms up),*
on earth *(point down)*
as it is in heaven' *(point up).*
Matthew 6:10 *(open hands like a book).*

"I am so proud of all of you who tried to say this month's memory verse on your own! Good Job!! Let's say it one more time as a whole group! Great job, everyone! God's kingdom is very special. You can be part of God's Kingdom and **[Bottom Line] I can be part of God's kingdom.**

--Now you do it with me. *(Go through the verse a few times with your group.)*

--"Great job, everyone! God's kingdom is very special. You can be part of God's Kingdom and **[Bottom Line] I can be part of God's kingdom.**


"Yay! *(Clap.)* I'm so glad that Jesus loves and cares about everyone everywhere! Let's take a moment to quiet out bodies and get ready to pray. *(Have kids put both hands up in the air, clap them together once [keep hands clasped], and then lower them down to their lap.)*

"Dear God, thank You for loving us no matter what! Thank You for showing us that You want everyone to be part of Your kingdom. Please

6 min

Parent Pick Up Activity

What You Need

-  Beginner's Bible marked at the correct page 1

help all of my Small Group Friends know that God loves them and wants them to be part of His kingdom. We love You, God. Thank you for such a fun morning learning about You. In Jesus' name, Amen."

Open up the Beginner's Bible to page 397, The Lost Son, and read it to your Small Group.

Supplies

Bible Story Intro Quantity

- | | | |
|----|---|---|
| 1. | Beginner's Bible | 1 |
| 2. | Story Box | 1 |
| 3. | Book Pictures (different books each week) | 1 |

Activity 1- Story Memory Quantity

- | | | |
|----|--|---|
| 1. | Story Memory Cards (1 set = 10 pictures) | 2 |
|----|--|---|

Activity 2- The Best Treasure Quantity

- | | | |
|----|--|---|
| 1. | Bible | 1 |
| 2. | "Treasure Chest Motion Cards" Activity Page on Cardstock | 1 |

Memory Verse with Motion Prayer Quantity

- | | | |
|----|---------------------|---|
| 1. | "Memory Verse Card" | 1 |
|----|---------------------|---|

Parent Pick Up Activity Quantity

- | | | |
|----|---|---|
| 1. | Beginner's Bible marked at the correct page | 1 |
|----|---|---|