

Preschool W4 June 28

Leader Summary

Jesus tells two stories. In the story of the hidden treasure, Jesus says the kingdom of heaven is like a treasure hidden in a field. A man finds the treasure, and he wants to keep it forever! So, he hides the treasure again, and then he sells everything he has so he can buy the whole field. In the story of the hidden pearl, Jesus says the kingdom of heaven is like a person who finds a pearl that is more valuable than every pearl he has ever seen. He sells everything he has just so he can buy that one valuable pearl. Loving God and His kingdom is the most important, the most valuable thing there is. But God's kingdom isn't hidden! When we follow Jesus, you and I can be part of God's kingdom.

Connect Time (20 minutes)

Welcome Time

Small Group connect

Large Group Time (25 minutes)

Count Down & Welcome

Worship

Memory Verse

Bible Story Intro

Bible Story Video

Wrap Up & Prayer

Small Group Time (25 minutes)

Activity One

Activity Two

Memory Verse with Motions

Prayer

Parent Pick Up Activity

Take Home

First Look Place Mat



Bible Story

The Stories of the Hidden Treasure and Pearl • Matthew 13:44-46
Loving God and His Kingdom is most important.

Key Question

Who can be part of God's kingdom?

Bottom Line

I can be part of God's kingdom.

Memory Verse

"Your kingdom come, your will be done, on earth as it is in heaven." • Matthew 6:10 NIV

20 min

Connect Time

15 min

Welcome Time

What You Need

No supplies needed

What You Do:

Play intro music in the background as you greet preschoolers and follow the KidCity check-in procedures. Set out a few favorite toys, such as puzzles and blocks.

5 min

Small Group Connect

What You Need

No supplies needed

Small Group Connect time is spent building relationships with the kids. Gather your Small Group together for some intentional connecting time before Large Group. You can do small activities while you chat together (like coloring or building with blocks) or just sit and listen to each other. Ask your kids relationship-building questions like:

- How old are you?
- Do you have a favorite stuffed animal?
- Do you have a brother, sister, or pet? What are their names?
- What do you like to play at home?
- What's your favorite food/color/animal/ice cream flavor?

Transition to Large Group...

12 min

Large Group Time

4 min

Countdown & Welcome

What You Need

No supplies needed

5 min

Worship

What You Need

No supplies needed

"Hello my friends! How are you today? Come and sit with me. I am so glad you are here! My name is [your name]. I'm excited to spend time with you today! We are getting ready to sing and dance and hear a true story from the Bible. Before we do let's go over our rules and truths. Here in KidCity we have three rules. How many rules do we have? (Kids respond.) That's right! Three rules. Let's go over our rules now.(List rules while counting on fingers.)

SLIDE: Three Rules

1. Be kind. We can be kind by using our indoor speaking voices, by staying on our blankets (or whatever space you have), and by obeying our leaders.
2. Be safe. We can be safe by walking around the classroom and keeping our hands to ourselves.
3. Have fun! We are going to have SO much fun, and that's because you are here!

"Can everybody follow those rules today? (Kids respond.) Great! KidCity is a place where we learn about God and Jesus! And there are three big truths that we want you to know. Let's say them all together! Are you ready?"

SLIDE: Basic Truths

1. I am made by God. What is it? (Kids repeat.)
2. I am loved by God no matter what. What is it? (Kids repeat.)
3. I am made for a purpose! What is it? (Kids repeat.)

SLIDE: Theme

"Now, let's worship our big, strong God because He is super wonderful. Sing with me!"

SONG: "Super Wonderful"

"Great singing, friends! God gave us Jesus, and those are words that Jesus said. Jesus was saying that He wanted whatever God wants. Jesus always wants to go God's way, and when we follow Jesus, that's where He's going to lead us. Let's sing!"

SONG: "Roll with You"

"Thanks for worshipping with me!"

3 min

Memory Verse

What You Need

No supplies needed

"Now let's learn some of God's words from the Bible. (*Open hands like a book.*) Are you ready? First, let's watch the Memory Verse Video.

VIDEO: Verse with Motions

"Now, Watch me say the words from the Bible and do the motions, and then you can do them with me!

SLIDE: Memory Verse

"Your kingdom come (*point up*)
your will be done, (*hold hands out, palms up*)
on earth (*point down*)
as it is in heaven" (*point up*)
Matthew 6:10 NIV. (*Open hands like a book.*)

"Can you do that with me?

(*Lead children to say the Memory Verse with Hand Motions once or twice.*)

"Great job, friends!

SLIDE: Theme




13 min

Large Group Bible Story

3 min

Bible Story Intro

What You Need

 Beginner's Bible	1
 Story Box	1
 Book Pictures (different books each week)	1

"Here's my Story Box,.... *(Pull out the picture of the Pete the Cat Book.)* Has anyone ever read this book? *(Pause.)* There are LOTS of Pete the Cat stories!! In this Pete the Cat Book, Captain Pete finds a treasure map and sets sail with his crew to find the treasure! There's something else in here.... It's a different kind of treasure.... *(Hold up Bible, and pause.)*

"What's this? *(Pause.)* Yes, that's right! It's our Bible! The Bible is like a treasure, because it is full of God's Word to us!! That's pretty special! In Today's Bible Story, we are going to hear about how special God's kingdom is! "

7 min

Wonder Bible Story (Video)

What You Need

No supplies needed

3 min

Wrap Up & Prayer

What You Need

No supplies needed

SLIDE: Bottom Line

"Wow, Jesus told two stories about people who found something, really, really special. In the first story, the man found something hidden in a field. Do you remember what it was? (*Listen*) He found a treasure hidden in a field. And in the second story, the person found a beautiful stone called a pearl. In both stories, the people sold everything they had just so they could have the treasure and pearl. Friends, God is the BEST! and God's kingdom is the most important, the most valuable thing there is! I'm so glad that you and I can be a part of God's kingdom! Tell me: **Who can be a part of God's Kingdom? I can be a part of God's Kingdom!**

SLIDE: Basic Truth

"Let's see what Basic Truth we have today... I am loved by God no matter what so I trust God to guide me. God loves us so much, he loves us even more than the father in today's story loved his son. He loves us and wants us to be part of His kingdom. He sent Jesus to show us how to live so we can be part of God's kingdom.

"Our story time is over, but we're not through. Let's talk to God because God loves you!

"Dear God, we want to live in Your kingdom. Thank You for loving us so much and wanting us to be a part of Your kingdom. You're the best, God! We pray in Jesus' name. Amen."

SLIDE: Theme

Dismiss to Small Groups.





25 min

Small Group Time

8 min

Activity 1- Kingdom Crowns





What You Need

 Jewel Stickers/Stamps (Optional)	Several
 Crayons	Several
 Paper Crowns	1
 "Kingdom Crown Sticker" Activity Page (10/pg)	1

7 min

Activity 2- Pearl Relay

What You Need

 Plastic spoons, one per team	Several
 White, sparkly pom-poms bag, one per team	Several
 Sandcastle buckets or small treasure chests	2
 Painter's tape	1

What You Say:

Before the Activity: "The two parables we heard from the Bible today teach us that loving God and His kingdom is the most important thing. It comes first! Let's make a crown to help us remember to put God first."

During the Activity: "You can decorate your crown and make it special with colors, stamps and stickers! (Pause and give kids time to decorate.) Wow! Your crowns are looking amazing! Now add your label to your crown. It tells you where to look in the Bible to find today's story and says, **[Bottom Line] I can be part of God's kingdom.**"

After the Activity: "Your crown will help show everyone that you can be part of God's kingdom. Jesus wanted His friends to know that God's kingdom was the most important thing! Being loved by God and loving Him back is the most important thing we can do. **Who can be part of God's kingdom? [Bottom Line] I can be part of God's kingdom.**"

What You Say:

Before the Activity: "Jesus told a story about a man who searched for the perfect pearl. In this game, we are going to carry some special pearls to our treasure chest!"

During the Activity: "When I say go, the first person in line will put a pearl on their spoon and carry it all the way to the treasure chest. Try not to drop it! But if it falls, pick it up and put it back on your spoon, and keep going. Ready, set, go! (*Cheer for the children.*) That's it! Nice and steady! You did it! Now run back and give the spoon to your friend! Let's get all our pearls into the treasure chest!" ****Modification for Younger Rooms-** skip the spoon part of the activity. *Have kids close their eyes, sprinkle the 'pearls' around the SG area and then on 'go' all kids go and pick up one pearl.*

After the Activity: "Great job, teams! You brought all your special pearls to the treasure chest. Jesus said God's kingdom is most important, most valuable, like that perfect pearl. God's kingdom isn't hidden like the treasure or the pearl in the stories. It isn't hard to find because Jesus shows us exactly who God is and how to live in God's kingdom. When we follow Jesus, you and I can be a part of God's kingdom. Who can be part of God's kingdom? **[Bottom Line] I can be part of God's kingdom!**"

5 min

Memory Verse with Motions & Prayer

What You Need

 "Memory Verse Card"

1

"The Bible verse we are learning talks about how we can be part of God's kingdom. It says,

Your kingdom come (*point up*),
your will be done (*hold hands out, palms up*),
on earth (*point down*)
as it is in heaven' (*point up*).
Matthew 6:10 (*open hands like a book*).

"Now you do it with me. (*Go through the verse a few times with your group.*)

"Great job, everyone! God's kingdom is very special. You can be part of God's Kingdom and **[Bottom Line] I can be part of God's kingdom.**


"Yay! (*Clap.*) I'm so glad that Jesus loves and cares about everyone everywhere! Let's take a moment to quiet our bodies and get ready to pray. (*Have kids put both hands up in the air, clap them together once [keep hands clasped], and then lower them down to their lap.*)

"Dear God, thank You for giving us Jesus so we can be part of Your kingdom forever. Thank You for giving us special things like yummy foods and our favorite toys. Thank You for showing us that Your kingdom is the most special, most important treasure. We love You, God. In Jesus' name, Amen."

5 min

Parent Pick Up Activity

What You Need

 Beginner's Bible marked at the correct page

1

Open up the Beginner's Bible (Lord's Prayer, page 323) and read it to your small group.

Supplies

Bible Story Intro	Quantity
1. Beginner's Bible	1
2. Story Box	1
3. Book Pictures (different books each week)	1

Activity 1- Kingdom Crowns	Quantity
1. Jewel Stickers/Stamps (Optional)	Several
2. Crayons	Several
3. Paper Crowns	1
4. "Kingdom Crown Sticker" Activity Page (10/pg)	1

Activity 2- Pearl Relay	Quantity
1. Plastic spoons, one per team	Several
2. White, sparkly pom-poms bag, one per team	Several
3. Sandcastle buckets or small treasure chests	2
4. Painter's tape	1

Memory Verse with Motions & Prayer	Quantity
1. "Memory Verse Card"	1

Parent Pick Up Activity	Quantity
1. Beginner's Bible marked at the correct page	1