

W1 June 7 K-5

Today's Suggested Schedule—June 2026, Week 1

Leader Summary - This week sets up what a parable is and why Jesus used stories to help people understand truths about God's kingdom. Through The Stories of the Mustard Seed and the Yeast, we discover how God's kingdom can grow from small beginnings into something bigger than we can imagine, with room for everyone who chooses Jesus. [BOTTOM LINE] Jesus shows us God's kingdom.

Small Group 9:15/11:00 (20 minutes)
Connect Time

Large Group 9:35/11:20 (30 minutes)
Countdown and Welcome
Large Group Game
Worship
Story
Prayer

Small Group 10:05/11:50 (25 minutes)
Basic Truth and Story Review
Activity 1
Activity 2
Prayer

Home:
Devotionals for Kids



Bible Story

What Is God's Kingdom? The Stories of the Mustard Seed and the Yeast • *Matthew 13:31-34*

Bottom Line

Jesus shows us God's kingdom.

Monthly Memory Verse

"May your kingdom come. May what you want to happen be done on earth as it is done in heaven." • *Matthew 6:10 NIV*

20 min

Connect Time

9:15/11:00

20 min

Welcome Time

What You Need

 (VIDEO: ARRIVAL MUSIC)

1

What You Do:

From doors opening to start of large group - Play intro music in the background as you greet and intentionally engage with students, following the KidCity check-in procedures. Set out a few different stations of toys, puzzles, games, or blocks.

Connect time is spent building relationships with some intentional connecting with kids before Large Group. You can do small activities while you chat together (like coloring or playing or just sit and listen to each other). You can ask your kids relationship-building questions like:

- How old are you?
- Do you have a favorite stuffed animal?
- Do you have a brother, sister, or pet? What are their names?
- What do you like to play at home?
- What's your favorite food/color/animal/ice cream flavor?

Transition to Large Group..

10 min

Large Group

9:35/11:20

5 min

Countdown & Welcome

What You Need

No supplies needed

5 min

Game | Toss it!

Video: Countdown

Slide: Theme intro

"Hey, everyone! Welcome to KidCity! I'm so glad you're here today. If this is your first time, welcome! I hope you're ready, because today is kind of a big deal.

"Who here knows what is about to start?"

(Pause for responses.)

"That's right, summer! Summer means no school alarms, longer days, more time outside, camps, vacations, popsicles, and maybe even staying up later than you're supposed to.

To kick off summer, we're going on a Kingdom Quest! The full name of our summer series is 'Kingdom Quest—Seeking the Greatest Treasure.' We are going to have a lot of fun today, so first let's go over our KidCity Expectations."

(SLIDE: KIDCITY EXPECTATIONS)

"Now, let's quickly go over our KidCity Expectations (rules) so we can make sure that we make the most of our time today: (Don't dwell on these too long but make sure you review them briefly so we can set everyone up for success.)

1. Be Kind
2. Be Safe
3. Have Fun"

Slide: Theme

Jesus told stories in the Bible that help us understand something called God's kingdom—what it's like, how it works, and how we get to be part of it.






"And this month, we're going to be unpacking some of those stories together.

"But right now, it's time to kick things off with a game because summer plus games equals a great start!"

What You Do:

- Make a start line with floor tape in the game area.
- Place four sand buckets on the start line and set one bucket a few feet away directly across from each bucket.

What You Need

 Floor tape or velcro	1
 Timer (or smartphone or watch or countdown)	1
 Ball pit balls or ping pong balls	50
 Sand buckets	8
 Kid volunteers (Ask for new volunteers at the start of each round.)	4

- Practice throwing a few balls in the buckets as you're setting up to know how far away the buckets should be from the start line—a few feet away is suggested.

What You Say:

Today's game is called 'Toss it!'

SLIDE: Toss It!

"I need four kids who want to play. Raise your hand if you'd like to volunteer!"

(Pick four volunteers from the kids who have their hands raised and invite them to the game area. Line them up side by side at the start line behind the boxes of tissues.)

"Let's hear it for our players! Here's how our game works: Each of you has a bucket of balls. In just a second, your job will be to toss balls, one at a time, into your bucket.

"The buckets are a few feet away. Not super close but not super far. Just far enough to make this interesting.

"So remember, you can only throw one ball at a time. You'll have one minute to toss as many balls into your bucket as you can.

"Audience, your job is to cheer them on!"

"Alright, players, are you ready? Audience, are you ready? On your mark ... get set ...GO!"

Video: 1-Minute Countdown

"Whoa, that one floated forever! Keep going! You've got this!"

(Play until the one-minute timer is up.)

"And TIME! Freeze!"

"Alright, let's see how everyone did!"

(Count the balls in each kid's bucket.)

"And our winner today is ... [Winner's Name]!"

"Let's give it up for all of our players! Great job, everyone! You guys can take your seats.

(If time allows, continue with more rounds. Ask for four new volunteers at the start of each round. Make sure to empty the balls out of each bucket at the start of each round.)

"Alright, that was fun! We'll be having lots of fun all summer!"

15 min

Worship

9:45/11:30

5 min

Roll with You | Worship Song

What You Need

No supplies needed

5 min

My Everything | Worship Song


What You Need

No supplies needed

5 min

Memory Verse

What You Need

 Large Group leader has Bible Open to verse 1

"We're going to unpack some pretty cool stories today, and our Bottom Line will help kick things off. Let's check it out!

SLIDE: Bottom Line

[Bottom Line] "Jesus shows us God's kingdom. Can you say that with me?"

[Bottom Line] "Jesus shows us God's kingdom."

"Great job, friends! Thanks for playing our game with me today. Now let's get ready to dive into God's Word, the Bible!"

"One of the best things we get to do together is worship God. When we worship, we're choosing to focus on who God is, and we're reminding ourselves that He is our King. Let's start worshipping together!

What To Do:

Large Group leader has Bible Open to Memory Verse

"Before we move on, I want to teach you a prayer that Jesus taught the people who followed Him. This prayer helps us understand how to talk to God and what really matters to Him.

We'll be learning this prayer together all month as part of our Kingdom Quest because it reminds us that God is our King, and we want His ways to shape our world.

Let's take a look at this prayer! It's our Memory Verse for this month, and it's found in Matthew 6:10. I'll read it first, and then I will lead you through it."

SLIDE: Memory Verse

"May your kingdom come. May what you want to happen be done on earth as it is done in heaven." —Matthew 6:10 NIV

"Now, I'll lead you through each part. Repeat after me, nice and loud!"

LEADER: "May your kingdom come."

KIDS: "May your kingdom come."

LEADER: "May what you want to happen."

KIDS: "May what you want to happen."

LEADER: "be done."

KIDS: "be done."

LEADER: "on earth as it is done in heaven."

KIDS: "on earth as it is done in heaven."

LEADER: "Matthew 6:10!"

KIDS: "Matthew 6:10!"

"Great job! This verse is more than something to memorize; it's a prayer we can use anytime. We can pray it when we're excited, when we're unsure, or when we want God's help."

"It reminds us that God's kingdom isn't just something we talk about, it's something we ask God to grow in us and around us, wherever we go."

10 min

Bible Story

9:55/11:40

5 min

StoryLab Bible Story | Video

What You Need

No supplies needed

5 min

So and So Show Bible Story | Video

What You Need

No supplies needed

10 min


Closing

10:05/11:50

5 min

WHAT'S OUR PART IN THE STORY?

What You Need

 Large Group leader has Bible Open to story 1

What To Do:

Large Group leader has Bible Open to *Matthew 13:31-34*

WHAT'S OUR PART IN THE STORY?

"As you can see, God's kingdom started really, really small, and it's growing! It grows and grows as more people begin to follow Jesus and start their forever friendship with Him. And as a follower of Jesus, you are a part of this kingdom!

"As a follower of Jesus, the King, you are a part of God's kingdom, but you don't have to grow it. That's God's job. But you can point to it! When you're kind to someone lonely, you're pointing to Jesus and saying, 'Hey, the King of this kingdom is kind like this!' When you forgive someone for breaking your game controller, you're pointing to Jesus and saying, 'Hey, the King of this kingdom is forgiving, like this.'

"And maybe they'll ask why you're different. And you can tell them that Jesus, the King, loves them too and wants to be their forever friend! You can point to Jesus, the King!

"Ask the Holy Spirit to help you become more like Jesus so you can live out the kingdom. God Himself lives inside of you through His Spirit, the Holy Spirit, and He loves to help you. The Holy Spirit can work through you so you can point to Jesus by living out the ways of His kingdom wherever you are—in your home, your neighborhood, your school, and your city.

"Jesus came to teach us about God and God's kingdom. And as we follow Him, we also have our mission. We are to point to Jesus in the way we live, so the darkness of this world is pushed back by Jesus' light. That is our Kingdom Quest!

"Let's take a quiet moment and talk to the King of the kingdom, friends.

PRAYER

"Jesus, thank You for showing us God's kingdom. Thank You that Your kingdom is good, strong, and growing. We want to point people to You as King so Your kingdom grows! Make us people who bring Your light, Your love, and Your peace into our homes, our schools, and our friendships. We want Your kingdom to come, and Your will to be done in our world, just like it is in heaven. We love You, God, and we pray these things in Jesus' name. Amen."

5 min

PRAYER

What You Need

No supplies needed

Dismissal Instructions:

"You are going to go to your small groups and look at the Basic truths and talk about which of the basic truths go with the story we just heard."

SLIDE: Basic Truth Slide

10 min


Small Group

10:10/11:55

5 min

Basic Truth and Story Review




What You Need

-  Basic Truth print out (found in Small Group Bin) 1

5 min

Activity 1

What You Need

-  Building materials (e.g., LEGO®) Several
-  several mustard seeds in a small baggy 1
-  plastic spoons 1

What You Do:

Start your small group time looking at the Basic Truth statements. Discuss which basic truth fits into the story and why. Listen to the kid's different ideas.

I am made by God to be unique (one of a kind.)
 I am made by God to reflect His image (act like Him.)
 I am made by God to worship Him (to live in a way that shows Him love and honor).

I am loved by God no matter what so I can love God, love others, and love life.

I am loved by God no matter what so I can belong in God's family forever.
 I am loved by God no matter what so I can trust God to guide me.
 I am loved by God no matter what so I can be confident that God knows who I am.

I am made for a purpose, so I have value.
 I am made for a purpose so the Holy Spirit will help me do big things now.
 I am made for a purpose so I can tell people about God.

What You Do:

- Invite the kids to sit in a close circle.
- Talk about how Jesus used parables to teach us about God and His kingdom.
- Ask, "What did you learn from the two parables that Jesus taught?"
- Show kids a single, tiny seed by holding it on your finger. Talk about how small it is.
- Explain that Jesus said God's kingdom starts small, like this seed, but grows into something big and amazing!
- Give each kid a plastic spoon.
- Place one seed on the first kid's spoon.
 - Challenge the kids to carefully pass the seed from their spoon to the next person's spoon without it falling.
 - See if the group can pass the seed all the way around the circle.
- Divide the group into teams of two.
- Give each team a pile of the tiny building materials.
- Challenge them: "Using only these tiny pieces, work together to build the tallest and strongest structure you can in next few minutes."
- Discuss the challenges and successes of building something big from only small parts.

- **3rd - 5th Grade Review these questions and discuss:**
 - What is God's kingdom?
 - Why do you think Jesus used ordinary things to explain God's kingdom?
 - How does faith grow even when we don't see it?
 - What's one small thing you can do that might have a big impact?

What You Say:

"It's amazing what you can build from such small pieces! That's the exact point Jesus was making in the parable or story He told about the mustard seed.

"A mustard seed is a very *tiny* little round ball, not much bigger than a speck. But while most herb plants stay pretty small, under the right conditions, a mustard seed can grow into a plant so big that it's the size of a tree! Jesus gave us an amazing picture: Something so small you can barely see grows up into a leafy, branching tree that even provides rest and shelter.

"That's what God's kingdom is like! When Jesus returned to heaven, there were only a few hundred believers. But as the Holy Spirit enabled those believers to share about Jesus and the love of God, more and more people began to follow Jesus. And now, more than 2 billion people say they believe in Jesus.

"As a follower of Jesus, the King, you don't have to grow God's kingdom. That's God's job. But you can point to it! When you're kind to someone who is lonely, you're pointing to Jesus and showing what God's kingdom is like. When you forgive someone for breaking your game controller, you're pointing to Jesus and showing that God's kingdom is forgiving.'

"God is so powerful that He can take our small, everyday actions and turn them into something bigger than we can imagine. Every time we point to Jesus and His kingdom, we are planting a small seed that God can grow into something big and wonderful. God loves to grow His kingdom bigger and bigger as more people come to follow Him."

"Remember, Jesus shows us God's kingdom."

5 min

Memory Verse Activity

5 min

K - 2nd Grade

What You Do:




Before the Activity:

- Print "Verse Motions" on cardstock, one per Small Group.

During the Activity:

- Give each kid a Bible marked at Matthew 6:10.

What You Need

-  Bibles marked at Matthew 6:10 1
-  Cardstock 1
-  "Verse Motions" Activity Page 1

- Demonstrate how to look up the verse using the Bible Navigation Tips below:

Finding verses with kindergartners: Guide children to open their Bibles to the marked page. Point to the book name at the top of the page as you say it aloud. Then, guide children to find the big number on the page—this is the chapter number. Finally, guide them to look under the big number for the little number; this is the verse number. Tell them to leave their finger on the verse as you read it aloud. Then, lead everyone to say the verse together.

Finding verses with 1st graders: Guide them to open their Bibles to the front and find the table of contents. (Hold up a Bible opened to the table of contents to show the kids what the page looks like.) When the kids find the table of contents, lead them to find the name of the book in the list. You can help by pointing out the first few letters of the book's name. When the kids find the book, lead them to look at the page number beside it. Explain that the number tells them on what page they can find that book. Help the kids find the page. When they find the book, explain that the big numbers on the page are the chapter numbers. Help them find the right chapter. Then explain that the small numbers are verse numbers. Help them find the correct verse in that chapter.

- Repeat the Memory Verse out loud together several times.
- Review any words that might be unfamiliar to the kids.
- Invite the kids to set their Bibles aside.
- Open your Bible and read Matthew 6:10 to the group.
- Teach the kids simple motions for the verse.
- "May your kingdom come." (Make a crown shape with your hands and bring it down onto your head.)
- "May what you want to happen" (Point up to the sky.)
- "be done on earth" (Point down to the ground.)
- "as it is done in heaven." (Sweep both hands up towards the sky.)
- "Matthew 6:10" (Open hands like a book.)
- Practice the Memory Verse with the motions together several times.

What You Say:





"Let's open the Bible to Matthew 6:10. (Open Bible.) That's where we can find our Memory Verse! Listen as I read: 'May your kingdom come. May what you want to happen be done on earth as it is done in heaven' (Matthew 6:10 NIV).

"Now let's learn the hand motions to our verse. Let's say each part of the Memory Verse together as we do the motions. 'May your kingdom come.' (Make a crown shape with your hands and bring it down onto your head.) Great! The next part goes like this: 'May what you want to happen.' (Point up to the sky.) Do that with me. 'May what you want to happen.' (Point up to the sky.) Nice! The next part says, 'be done on earth.' (Point down to the ground.) Your turn. 'Be done on earth.' (Point down to the ground.) Now say, 'as it is done in heaven.' (Sweep both hands up towards the sky.) Say it with me. 'As it is done in heaven.' (Sweep both hands up towards the sky.) Last part! Matthew 6:10. (Open hands like a book.)

"Now let's put it all together. 'May your kingdom come. (Make a crown shape with your hands and bring it down onto your head.) May what

3rd-5th Grade

What You Need

 Bibles	1
 White Board	1
 dry erase marker	1
 Timer (or smartphone or watch)	1

you want to happen (*point up to the sky*) be done on earth (*point down to the ground*) as it is done in heaven. (*Sweep both hands up towards the sky.*) Matthew 6:10 (*Open hands like a book.*) Great job learning the motions!

"Let's talk about what our Memory Verse means. 'May Your kingdom come' means that God is our King. 'May what you want to happen' means we listen to God and do what He says. 'Be done on earth'—that's where we live. 'As it is done in heaven'—heaven is God's perfect place where we can be with Him forever. As we learn and remember our Memory Verse, we can make it our prayer for God to make earth more like heaven, more like His kingdom. God's kingdom is anywhere He reigns as King! God is loving, joyful, and kind, and so we want Him to spread His kingdom everywhere."

What You Do:

During the Activity:

- Give every kid a Bible.
- Invite them to look up Matthew 6:10 using the Bible Navigation Tips below:

Finding verses with 3rd-5th graders: Ask kids to tell you if the book of the Bible they're looking for is in the Old Testament or New Testament. If it's in the Old, instruct kids to flip slowly, starting at the front of the Bible and heading toward the back, until they find the book they're looking for. If it's in the New, instruct kids to start flipping from the back, going forward to find the book they're looking for. Once they find the book, explain that the big numbers on the page are the chapter numbers. First, have them find the chapter they're looking for. Then explain that the small numbers are verse numbers. Tell kids to find the verse within the chapter they've already found.

- Read the Memory Verse out loud together several times.
- Review any words that might be unfamiliar to the kids.
- Invite the kids to set their Bibles aside.
- Explain that the kids will have a friendly competition: 'The Speed Verse Challenge'!
- Time each kid saying the Memory Verse as fast as they can while still saying every word clearly.
- Write each kid's name on a dry erase board and record their time.
- After every kid has gone once, give them a chance to try and beat their own time.
- Cheer for each kid as they try the challenge.

What You Say:

"Awesome job! Some of you are seriously fast talkers! Let's open the Bible to Matthew 6:10. (*Open Bible.*) That's where we can find our Memory Verse. Listen as I read. 'May your kingdom come. May what you want to happen be done on earth as it is done in heaven' (Matthew 6:10 NIV).

"Our Memory Verse is a prayer that Jesus taught His followers. It's a Kingdom Quest prayer. What do you think it means? (*Pause while kids answer.*) We are asking God to bring more of His kingdom—His

goodness, His love, and His justice—to our world, here on earth, right now.

“When you follow Jesus, you get to be a part of God’s kingdom! You’re living in the kingdom of God every day. Ask the Holy Spirit to transform you to become more like Jesus so you can point to God’s kingdom in the way Jesus shows us. As you begin to grow in your faith and your relationship with Jesus, the Holy Spirit can work through you to begin pointing to God and God’s kingdom wherever you are: in your home, your neighborhood, your school, and your city. In fact, God calls us to partner with Him to point to His kingdom in the places where we live here on earth.

“I’m so glad we’re going to memorize this verse so we can always remember our Kingdom Quest and calling to point to God’s kingdom everywhere we go.”

5 min

Prayer Time

5 min

Pray

What You Need

No supplies needed

“Dear God, thank You for Jesus. Thank You that Jesus shows us God’s kingdom. Help us to point to Your kingdom this week wherever we go. May Your kingdom come. We love You, God, and we pray these things in Jesus’ name. Amen.”

As adults arrive to pick up, encourage kids that small acts of kindness can point to God’s kingdom in a big way!

Supplies

Welcome Time	Quantity
1. (VIDEO: ARRIVAL MUSIC)	1

Game Toss it!	Quantity
1. Floor tape or velcro	1
2. Timer (or smartphone or watch or countdown)	1
3. Ball pit balls or ping pong balls	50
4. Sand buckets	8
5. Kid volunteers (Ask for new volunteers at the start of each round.)	4

Memory Verse	Quantity
1. Large Group leader has Bible Open to verse	1

WHAT'S OUR PART IN THE STORY?	Quantity
1. Large Group leader has Bible Open to story	1

Basic Truth and Story Review	Quantity
1. Basic Truth print out (found in Small Group Bin)	1

Activity 1	Quantity
1. Building materials (e.g., LEGO®)	Several
2. several mustard seeds in a small baggy	1
3. plastic spoons	1

K - 2nd Grade	Quantity
1. Bibles marked at Matthew 6:10	1
2. Cardstock	1
3. "Verse Motions" Activity Page	1

3rd-5th Grade	Quantity
1. Bibles	1
2. White Board	1
3. dry erase marker	1
4. Timer (or smartphone or watch)	1