

Preschool | July 12th - W2

Leader Summary:

Jesus tells a story about a rich man who is going away on a big trip. He wants his helpers to take care of his money, and he wants them to use that money to earn even more money. One helper is given five bags of gold, and he earns five more. The second helper is given two bags of gold, and he earns two more. The third helper is given one bag of gold, but he buries it and doesn't try to earn more money. When the rich man returns, he praises the first two helpers and rewards them, but he is not happy with the one who buried his gold. Jesus tells this story because He wants us to use what we have to help God's kingdom grow. We may not have bags of gold, but we are wonderfully made by God! There are many things we can do to show God's love to others and help God's kingdom grow. And if we ever need help knowing what to do, we can pray and ask Jesus to show us, because Jesus teaches me about God's kingdom.

Connect Time (20 minutes)

Welcome Time
Small Group Connect

Large Group Time (10 minutes)

Countdown and welcome
Worship
Memory Verse

Large Group Bible Story (15 minutes)

Bible Story Intro
Wonder Bible Story Video
Wrap Up & Prayer

Small Group Time (25 minutes)

Activity 1
Activity 2
Memory Verse w/ Motions & Prayer
Parent Pick Up Activity



Bible Story

The Parable of the Bags of Gold • Matthew 25:14-30

God's kingdom grows when you use what He's given you.

Key Question

Who teaches you about God's kingdom?

Bottom Line

Jesus teaches me about God's kingdom.

Memory Verse

"Put God's kingdom first." • Matthew 6:33 NIV

20 min

Connect Time

15 min

Welcome Time

What You Need

No supplies needed

5 min

Small Group Connect

What You Need

No supplies needed

11 min

Large Group Time

4 min

Countdown & Welcome

What You Need

No supplies needed

Providing time for fun interaction

What You Do: Play intro music in the background as you greet preschoolers and follow the KidCity check-in procedures. Set out a few favorite toys, such as puzzles and blocks.

Small Group Connect time is spent building relationships with the kids. Gather your Small Group together for some intentional connecting time before Large Group. You can do small activities while you chat together (like coloring or building with blocks) or just sit and listen to each other. Ask your kids relationship-building questions like:

- How old are you?
- Do you have a favorite stuffed animal?
- Do you have a brother, sister, or pet? What are their names?
- What do you like to play at home?
- What's your favorite food/color/animal/ice cream flavor?

SLIDE: Theme

Transition to Large Group...

Communicating God's truth in engaging ways

"Hello my friends! How are you today? Come and sit with me. I am so glad you are here! My name is [your name]. I'm excited to spend time with you today! We are getting ready to sing and dance and hear a true story from the Bible. Before we do let's go over our rules and truths. Here in KidCity we have three rules. How many rules do we have? (Kids respond.) That's right! Three rules. Let's go over our rules now.(List rules while counting on fingers.)

SLIDE: Three Rules

1. Be kind. We can be kind by using our indoor speaking voices, by staying on our blankets (or whatever space you have), and by obeying our leaders.
2. Be safe. We can be safe by walking around the classroom and keeping our hands to ourselves.
3. Have fun! We are going to have SO much fun, and that's because you are here!

"Can everybody follow those rules today? (Kids respond.) Great! KidCity is a place where we learn about God and Jesus! And there are three big

5 min

Worship

What You Need

No supplies needed

2 min

Memory Verse

What You Need

No supplies needed

truths that we want you to know. Let's say them all together! Are you ready?

SLIDE: Basic Truths

1. I am made by God. What is it? (Kids repeat.)
2. I am loved by God no matter what. What is it? (Kids repeat.)
3. I am made for a purpose! What is it? (Kids repeat.)

SLIDE: Theme

"It's time to celebrate Jesus. Not just one of us ... not just two of us ... everyone can celebrate and praise Jesus!"

SONG: "Hosanna Rock"

"Great job friends! Jesus teaches you (point to kids) and me (point to yourself) about God's kingdom, and we can follow Jesus! Let's sing our next song, and it's a song all about the BEST Book Ever!"

SONG: "The B-I-B-L-E"

"Thanks for worshipping with me!"

SLIDE: Theme

"Great singing, friends! Now, let's learn some of God's words from the Bible. (Open hands like a book.) Are you ready? Watch me say the words from the Bible and do the motions, and then you can do them with me!"

VIDEO: Memory Verse Video

"Put God's (point up with two hands)
kingdom (make crown on head with hands)
first." (hold up one finger)
Matthew 6:33 (open hands like a book).

SLIDE: Memory Verse

"Can you do that with me?
(Lead the children to say the Memory Verse with motions once or twice.)

"You guys all did a great job with our memory verse and with our worship songs! Now it's time to turn around (spin around)... sit down (sit down).. Shake the wiggles out (wiggle hands)... so we can hear (cup hands behind ears) what today's Bible Story is all about!"

SLIDE: Theme




14 min

Large Group Bible Story

3 min

Bible Story Intro

What You Need

 Story Box	1
 Stuffed Ollie	1
 Chatter Box AP (printed, cut, and folded)	1

"I have my story box ready. I'm so excited to see what we are learning about God Today. Let's see what I have in here.... Oh, it's Ollie, and he has this.... paper toy! I used to play with these when I was a kid, we called it a 'Chatter Box'! Ok, let's see what it has... colors, numbers...

Pick a child or room leader to pick a color, and go through the 'Chatter box.'

- They pick a COLOR, then you open and shut the 'Chatter box' while you spell the color.
- Then they pick a number, and you open and shut the 'Chatter box' while you count the number.
- Then you have them pick another number, and open the flap for that number.
- Then everyone (or one person)has to do what it says under that flap.

"That was fun and silly. I used to make these when I was little. I just used what I had to make it- paper and crayons. That reminds me of a story that Jesus told! His story was about using the good things we have to help God's kingdom grow. Let's get ready to watch our Bible Story Video and see if we can figure it out!"

7 min

Wonder Bible Story (Video)

What You Need

No supplies needed

4 min

Wrap Up & Prayer

What You Need

No supplies needed

SLIDE: Bottom Line

"Wow! In the story Jesus told, one helper hid his bag of gold, but the other two used what they had to make more money. Jesus wants us to use what we have to help God's kingdom grow! There are lots of things we can do to show God's love to others and help God's kingdom grow. And if we ever need help knowing what to do, we can pray and ask Jesus to show us because **[Bottom Line] Jesus teaches me about God's kingdom. Who teaches you about God's kingdom? (Pause) Jesus teaches me about God's kingdom!**"

SLIDE: Basic Truth

"Let's look at what our Basic Truth says for today.... I am loved by God no matter what so I can trust God to guide me. God loves us so much that He gave us Jesus to teach us and show us how to love others!

"We have had fun this morning, let's get ready to pray.

"Dear God, we love You and want to help Your kingdom grow. Thank You for Jesus. Help us learn all the things that Jesus teaches us, so we can show everyone that You love them. We pray in Jesus' name. Amen."

LGL dismiss to Small Group




25 min

Small Group Time

6 min

Activity 1- Kingdom Builder Bag



What You Need

 Kingdom Builder Bag AP	1
 Kingdom Builder Stickers (1 set/child; 4 sets/pg) on Circle Labels	Several
 Crayons	Several

7 min

Activity 2- Bags of Gold

What You Need

 Brown paper lunch bags	2
 "Bags of Gold" Activity Page	1

Creating a safe place to connect

What You Say:

Before the Activity: "Jesus teaches us that we can grow God's kingdom! In the story He told about the helpers and the bags of gold, Jesus taught us to use what we have to grow God's kingdom. Let's make a special bag to remind us of all the ways we can help grow God's kingdom.

During the Activity: "First, you can color your bag. (Allow a few minutes.) Great! Now let's look at these stickers. (give out a sticker at a time.)

- Hands Sticker- "God gave us hands we can use to help! Put this sticker on your Kingdom Builder Bag. We can use our hands to give a hug, to help pick up toys... so many ways we can help!
- Mouth Sticker- "God gave us a mouth we can talk and sing using our mouth. We can sing songs to God! We can say kind words to others. Put the mouth sticker on your Kingdom Builder Bag.
- Feet Sticker- "God gave us feet to go and tell people about Him. When we walk to in the grocery store or run at the park, we can tell people about Jesus! Put the feet sticker on your Kingdom Builder Bag.

"These are pretty cool Kingdom Builder Bags! When you go home, be sure to tell your family how you can use what God gave you to make God's kingdom grow.

After the Activity: "Remember, God made you wonderful and He gave you special gifts. You can use your gifts to share God's love wherever you go. Jesus teaches us about God's kingdom. **Who teaches you about God's kingdom? [Bottom Line] Jesus teaches me about God's kingdom."**

What You Say:

Before the Activity: "In our Bible Story today, Jesus told a story about a man who gave his helpers bags of gold. One helper got five bags. One helper got two bags. One helper got one bag. Each helper was given something important to use! Today, we're going to play a Bags of Gold game! We will pull a movement from a bag and a number from the other. We'll do the movement the number of times on the card. But if we pull the BIG number one ... we all will freeze and not move! Ready to play?"

During the Activity: Let the children take turns pulling out a number card and a movement card. The whole group gets to move based on the cards pulled. But...


- 1 Card Pulled- "It's a 1, we all have to hold up one finger and FREEZE! In today's story, the servant who hid is 1 (hold up 1 finger) bag didn't use what he was given and his gold didn't grow.

Continue until all kids have had a chance to pull cards.

5 min

Memory Verse with Motions & Prayer


What You Need

 "Memory Verse Card" from Week One in 1 your Bible

7 min

Parent Pick Up Activity

What You Need

 Beginner's Bible marked at the correct 1 page

After the Activity: "We all did such a great job using the cards to count and move! In the story Jesus told, the helpers who used what they were given made more gold. God's kingdom grows when you use what He's given you. Jesus teaches us that whether you have five, two, or one, what matters is that you use what God has given you to grow His kingdom! I'm so glad we have Jesus to teach us! **Who teaches you about God's kingdom? [Bottom Line] Jesus teaches me about God's kingdom.**

"The Bible verse we are learning this month talks about how we can be part of God's kingdom. It says,

Put God's (*point up with two hands*)
kingdom (*put hands on head like a crown*)
first (*hold up one finger*)
Matthew 6:33 (*open hands like a book*).

"Now you do it with me. (*Go through the verse a few times with your group.*)

"Great job, everyone! God's kingdom is very special and I am so glad we have Jesus to teach us! **Who teaches you about God's kingdom? [Bottom Line] Jesus teaches me about God's kingdom.**

"Yay! (*Clap.*) *Nice job!* I'm so glad that we have Jesus to teach us! Let's take a moment to quiet out bodies and get ready to pray. (*Have kids put both hands up in the air, clap them together once [keep hands clasped], and then lower them down to their lap.*)

"Let's pray. Dear God, thank You for giving us hands to help, feet to go, and mouths to speak kind words. Help us use what You have given us to grow Your kingdom. Show us how to love others the way You love us. Thank You for Jesus, who teaches us about Your kingdom. We love You, God. In Jesus' name, Amen."

The Parent Pick Up Activity is designed to be a calm and intentional time with your small group. The activities are designed to maintain a more quiet room while parents pick up and allow time for SGL's to chat with their Small Group kids. (Typically Bible reading, coloring, or another sit down activity.)

Open up the Beginner's Bible and read a story about money (tie in to this week's Bible Story) examples p. 375-Coin in a Fish or p. 433- A Poor Widow's Coin.

Supplies

Bible Story Intro Quantity

- | | | |
|----|---|---|
| 1. | Story Box | 1 |
| 2. | Stuffed Ollie | 1 |
| 3. | Chatter Box AP (printed, cut, and folded) | 1 |

Activity 1- Kingdom Builder Bag Quantity

- | | | |
|----|--|---------|
| 1. | Kingdom Builder Bag AP | 1 |
| 2. | Kingdom Builder Stickers (1 set/child; 4 sets/pg) on Circle Labels | Several |
| 3. | Crayons | Several |

Activity 2- Bags of Gold Quantity

- | | | |
|----|------------------------------|---|
| 1. | Brown paper lunch bags | 2 |
| 2. | "Bags of Gold" Activity Page | 1 |

Memory Verse with Motions & Prayer Quantity

- | | | |
|----|---|---|
| 1. | "Memory Verse Card" from Week One in your Bible | 1 |
|----|---|---|

Parent Pick Up Activity Quantity

- | | | |
|----|---|---|
| 1. | Beginner's Bible marked at the correct page | 1 |
|----|---|---|