

Preschool | July 19th W3

Leader Summary

Jesus tells a story about a king who wants to collect the money that some people owe him. One man owes the king a lot of money. He falls on his knees and begs the king for more time to pay him back. The king feels sorry for him, so he decides to be kind to the man and forgive the debt. But then that man finds a person who owes him a little bit of money. That person begs the man for more time to pay him back, but the man isn't as kind as the king. He has the person put in jail, even though it is only a little bit of money. When the king finds out what the forgiven man did, he is very upset and puts that man in jail. Jesus tells the story because he wants us to know that God is kind and forgiving. And when we forgive others, we show others how good God is, and we help God's kingdom grow.

Connect Time (20 minutes)

Welcome Time
Small Group Connect

Large Group Time (10 minutes)

Countdown and welcome
Worship
Memory Verse

Large Group Bible Story (15 minutes)

Bible Story Intro
Wonder Bible Story Video
Wrap Up & Prayer

Small Group Time (25 minutes)

Activity 1
Activity 2
Memory Verse w/ Motions & Prayer
Parent Pick Up Activity



Bible Story

The Servant Who Had No Mercy • Matthew 18:21-35

God's kingdom grows when you forgive.

Key Question

Who teaches you about God's kingdom?

Bottom Line

Jesus teaches me about God's kingdom.

Memory Verse

"Put God's kingdom first." • Matthew 6:33 NIV

20 min

Connect Time

15 min

Welcome Time

What You Need

No supplies needed

5 min

Small Group Connect

What You Need

No supplies needed

12 min

Large Group Time

4 min

Countdown & Welcome

What You Need

No supplies needed

Providing time for fun interaction

What You Do: Play intro music in the background as you greet preschoolers and follow the KidCity check-in procedures. Set out a few favorite toys, such as puzzles and blocks.

Small Group Connect time is spent building relationships with the kids. Gather your Small Group together for some intentional connecting time before Large Group. You can do small activities while you chat together (like coloring or building with blocks) or just sit and listen to each other. Ask your kids relationship-building questions like:

- How old are you?
- Do you have a favorite stuffed animal?
- Do you have a brother, sister, or pet? What are their names?
- What do you like to play at home?
- What's your favorite food/color/animal/ice cream flavor?

Transition to Large Group...

Communicating God's truth in engaging ways

"Hello my friends! How are you today? Come and sit with me. I am so glad you are here! My name is [your name]. I'm excited to spend time with you today! We are getting ready to sing and dance and hear a true story from the Bible. Before we do let's go over our rules and truths. Here in KidCity we have three rules. How many rules do we have? (Kids respond.) That's right! Three rules. Let's go over our rules now. (List rules while counting on fingers.)

SLIDE: Three Rules

1. Be kind. We can be kind by using our indoor speaking voices, by staying on our blankets (or whatever space you have), and by obeying our leaders.
2. Be safe. We can be safe by walking around the classroom and keeping our hands to ourselves.
3. Have fun! We are going to have SO much fun, and that's because you are here!

"Can everybody follow those rules today? (Kids respond.) Great! KidCity is a place where we learn about God and Jesus! And there are three big truths that we want you to know. Let's say them all together! Are you ready?"

5 min

Worship

What You Need

No supplies needed

3 min

Memory Verse

What You Need

No supplies needed

SLIDE: Basic Truths

1. I am made by God. What is it? (Kids repeat.)
2. I am loved by God no matter what. What is it? (Kids repeat.)
3. I am made for a purpose! What is it? (Kids repeat.)

SLIDE: Theme

"Let's get ready to worship! We are going to sing and dance for Jesus!

SONG: "Hosanna Rock"

"Great job, friends! That was a fun song! And now we are going to do one more song, and it's about the Best Book Ever!

SONG: "The B-I-B-L-E"

"Thanks for worshipping with me!"

SLIDE: Theme

"Great singing, friends! Now, let's learn some of God's words from the Bible. (Open hands like a book.) Are you ready? Watch me say the words from the Bible and do the motions, and then you can do them with me!

VIDEO: Memory Verse Video

"Put God's (point up with two hands)
kingdom (make crown on head with hands)
first." (hold up one finger)
Matthew 6:33 (open hands like a book).

SLIDE: Memory Verse

"Can you do that with me?
(Lead the children to say the Memory Verse with motions once or twice.)

"You guys all did a great job with our memory verse and with our worship songs! Now it's time to turn around (spin around)... sit down (sit down).. Shake the wiggles out (wiggle hands)... so we can hear (cup hands behind ears) what today's Bible Story is all about!"

SLIDE: Theme


13 min

Large Group Bible Story

3 min

Bible Story Intro

What You Need

-  Story Box 1
-  Party Horn (broken/bent) 1

"I have my story box ready. I'm so excited to see what we are learning about God Today. Let's see what I have in here.... It's very light today, it doesn't feel like there's much in here. (Reach in, feel around... then pull out the party horn.) My party horn! But...it's broken! .

"Well, now I'm a little sad! Someone broke my party horn! I don't know who did it, but I'm so mad at them! (Hold up the party horn, and look sad and mad!)

"It's broken! Now it doesn't sound or look the same, and I'm a little mad about it. Do you ever feel mad? (*Listen.*) Yeah, we all feel mad sometimes.

"When we feel mad, is it okay to shout really loud at people and kick things? (*Gently shake your head 'no.'*) No. It's okay to feel mad, but we can still be kind and loving to other people even when we're mad ... because God is always kind and loving to us.

"And that reminds me of today's Bible story! Jesus tells His friend Peter a story about a king who is kind and forgiving, and someone else who is NOT kind. I can't wait for you to hear all about it!"

5 min

Wonder Bible Story (Video)

What You Need

No supplies needed

5 min

Wrap Up & Prayer

What You Need

No supplies needed

SLIDE: Bottom Line

"Jesus told Peter this story because he wanted Peter to know that God is kind and forgiving, like the king. And since God forgives us, then we should forgive other people too. Jesus taught Peter about God and His Kingdom, and He teaches us about God's kingdom too.

"We can forgive others when they break our favorite toy. We can forgive others when they won't share. When we forgive others, we are helping other see how good God is. We can help God's kingdom grow because Jesus teaches you and me about God's kingdom. **[Bottom Line] Who teaches you about God's kingdom? (Pause) Jesus teaches me about God's kingdom!** (Repeat Bottom Line once or twice with the kids.)

SLIDE: Basic Truth

"Let's look at what our Basic Truth says for today.... I am loved by God no matter what so I can trust God to guide me. God loves us so much that He gave us Jesus to teach us and show us how to love others! Today we saw how Jesus taught us to forgive like God forgives us.

"We have had fun this morning, let's get ready to pray.

"Dear God, thank You so much for being so good and loving, and thank You so much for giving us Jesus. I am so glad Jesus teaches us about Your kingdom. We pray in Jesus' name. Amen."

LGL dismiss to Small Group





25 min

Small Group Time

7 min

Activity 1- Forgiving Heart





What You Need

 Heart AP (printed on 11x17)	1
 Smiley face stickers	1
 Heart stickers	1
 Jewel stickers	1

6 min

Activity 2- Kind King

What You Need

 "Kind King" AP	1
 Crown Stickers	1
 Heart Stickers (variety of size and color)	Several
 Crayons	Several

Creating a safe place to connect

What You Say:

Before the Activity: "In our Bible Story today, Jesus told a story, called a parable, to teach us about God and His kingdom!"

During the Activity: "Jesus told a story about a king who was very kind. The king forgave a man who owed him lots and lots of money. God is like that king. God is kind and forgiving. And God is King!"

"We're going to fill this great, big heart together to remind us what God is like and how God wants us to treat others.

- Smiley face sticker- "Everyone put your smiley face sticker inside the big heart. The smiley face reminds us that God is kind. Great job!"
- Heart sticker- "Put your heart sticker inside the big heart. The heart reminds us that God is forgiving. God forgives us, and we can forgive others too."
- Jewel sticker- "Crowns have jewels, and kings wear crowns. Put your jewel sticker inside the big heart. The jewel reminds us that God is King and God's kingdom is the best!"

After the Activity: "Look at our beautiful heart! It is full of kindness, forgiveness, and sparkly jewels because God is a good, forgiving king. Jesus told Peter the story about the king because he wanted Peter to know that God is kind and forgiving, like the king. And since God forgives us, then we should always forgive other people. We can choose not to be angry with people, even if they've done something that upset us. We can forgive others when they break our favorite toy. We can forgive others when they won't share. And when we forgive others, we are helping others see how good God is. When we forgive, we are helping God's kingdom grow. **Who teaches you about God's kingdom? [Bottom Line] Jesus teaches me about God's kingdom."**


Before the Activity: "We are making story art to help us remember today's Bible Story."

During the Activity: "Look! It's the king from today's story. he was kind and forgave the man who owed him a lot of money. Take a few minutes to color your picture and then we are going to add some fun stickers to it. (Pause.) Great job coloring!! What does a king wear on their head? (Pause.) Yes, that's right, a crown. We need to add a crown to the king in your picture. (Pass out the crown stickers and let the kids put it on the king in their picture.) Now, we are going to add some heart stickers around the king. Big hearts, little hearts, sparkly hearts... Hearts make us think of love and remind us that the king forgave the man. Jesus teaches us that when we forgive others, God's kingdom grows. If someone breaks your toy, you can forgive. If someone won't share, you can forgive. God's kingdom grows when you forgive."

5 min

Memory Verse with Motion & Prayer


What You Need

 "Memory Verse Card" from Week One in 1 your Bible

7 min

Parent Pick Up Activity

What You Need

 Beginner's Bible marked at the correct 1 page

After the Activity: "Look at your kind king! he has so many hearts around him! When we forgive others, we are helping God's kingdom grow. We are helping others see how good God is. Jesus teaches us to forgive again and again because God forgives us again and again. **Who teaches you about God's kingdom? [Bottom Line] Jesus teaches me about God's kingdom."**

"The Bible verse we are learning this month talks about how we can be part of God's kingdom. It says,

Put God's (*point up with two hands*)
kingdom (*put hands on head like a crown*)
first (*hold up one finger*)
Matthew 6:33 (*open hands like a book*).

"Now you do it with me. (*Go through the verse a few times with your group.*)

"Great job, everyone! God's kingdom is very special and I am so glad we have Jesus to teach us! **Who teaches you about God's kingdom? [Bottom Line] Jesus teaches me about God's kingdom.**

"Yay! (*Clap.*) *Nice job!* I'm so glad that we have Jesus to teach us! Let's take a moment to quiet out bodies and get ready to pray. (*Have kids put both hands up in the air, clap them together once [keep hands clasped], and then lower them down to their lap.*)

"Let's pray. Dear God, thank You for each person here today. I have loved getting to learn about You today. Thank You that You are kind and forgiving. Thank You for loving us so much. Help us forgive when someone bumps us, takes our crayon, or won't share. Help us put Your kingdom first. Thank You for Jesus, who teaches us about Your kingdom. We love You. In Jesus' name, Amen."

The Parent Pick Up Activity is designed to be a calm and intentional time with your small group. The activities are designed to maintain a more quiet room while parents pick up and allow time for SGL's to chat with their Small Group kids. (Typically Bible reading, coloring, or another sit down activity.)

Open up the Beginner's Bible: Today's story isn't in there. But you can read about Forgiveness on P. 397 (The Lost Son) or you can let the kids pick a story.

Supplies

Bible Story Intro	Quantity
1. Story Box	1
2. Party Horn (broken/bent)	1

Activity 1- Forgiving Heart	Quantity
1. Heart AP (printed on 11x17)	1
2. Smiley face stickers	1
3. Heart stickers	1
4. Jewel stickers	1

Activity 2- Kind King	Quantity
1. "Kind King" AP	1
2. Crown Stickers	1
3. Heart Stickers (variety of size and color)	Several
4. Crayons	Several

Memory Verse with Motion & Prayer	Quantity
1. "Memory Verse Card" from Week One in your Bible	1

Parent Pick Up Activity	Quantity
1. Beginner's Bible marked at the correct page	1