

Preschool | July 26 W4

Leader Summary

Jesus tells a story about a woman. Someone is treating the woman badly, so she asks a judge to help her. But the judge does not love God. He isn't good, and he doesn't care for the people in his town. So, when the woman asks the judge to help her, he does nothing. He doesn't help the woman at all, but the woman does not give up! She goes to the judge again and again and again. She begs the judge to make things right, until finally, the judge helps the woman. Jesus wants us to know that God is not like the judge in the story. God is good and always cares for His people. We can pray and talk to God, and never give up, and He will help us. And we know this because Jesus teaches us about God's kingdom.

Connect Time (20 minutes)

Welcome Time

Small Group Connect

Large Group Time (10minutes)

Countdown and welcome

Worship

Memory Verse

Large Group Bible Story (15 minutes)

Bible Story Intro

Wonder Bible Story Video

Wrap Up & Prayer

Small Group Time (25 minutes)

Activity 1

Activity 2

Memory Verse w/ Motions & Prayer

Parent Pick Up Activity



Bible Story

The Story of the Widow Who Would Not Give Up
• Luke 18:1-8

God's kingdom grows when you pray and don't give up.

Key Question

Who teaches you about God's kingdom?

Bottom Line

Jesus teaches me about God's kingdom.

Memory Verse

"Put God's kingdom first." • Matthew 6:33 NIrV

20 min

Connect Time

15 min

Welcome Time

What You Need

No supplies needed

5 min

Small Group Connect

What You Need

No supplies needed

13 min

Large Group Time

5 min

Countdown & Welcome

What You Need

No supplies needed

Providing time for fun interaction

What You Do: Play intro music in the background as you greet preschoolers and follow the KidCity check-in procedures. Set out a few favorite toys, such as puzzles and blocks.

Small Group Connect time is spent building relationships with the kids. Gather your Small Group together for some intentional connecting time before Large Group. You can do small activities while you chat together (like coloring or building with blocks) or just sit and listen to each other. Ask your kids relationship-building questions like:

- How old are you?
- Do you have a favorite stuffed animal?
- Do you have a brother, sister, or pet? What are their names?
- What do you like to play at home?
- What's your favorite food/color/animal/ice cream flavor?

Transition to Large Group...

Communicating God's truth in engaging ways

"Hello my friends! How are you today? Come and sit with me. I am so glad you are here! My name is [your name]. I'm excited to spend time with you today! We are getting ready to sing and dance and hear a true story from the Bible. Before we do let's go over our rules and truths. Here in KidCity we have three rules. How many rules do we have? (Kids respond.) That's right! Three rules. Let's go over our rules now.(List rules while counting on fingers.)

SLIDE: Three Rules

1. Be kind. We can be kind by using our indoor speaking voices, by staying on our blankets (or whatever space you have), and by obeying our leaders.
2. Be safe. We can be safe by walking around the classroom and keeping our hands to ourselves.
3. Have fun! We are going to have SO much fun, and that's because you are here!

"Can everybody follow those rules today? (Kids respond.) Great! KidCity is a place where we learn about God and Jesus! And there are three big

5 min

Worship

What You Need

No supplies needed

3 min

Memory Verse

What You Need

No supplies needed

truths that we want you to know. Let's say them all together! Are you ready?

SLIDE: Basic Truths

1. I am made by God. What is it? (Kids repeat.)
2. I am loved by God no matter what. What is it? (Kids repeat.)
3. I am made for a purpose! What is it? (Kids repeat.)

SLIDE: Theme

"It's time to celebrate Jesus. Not just one of us ... not just two of us ... everyone can celebrate and praise Jesus!"

SONG: "Hosanna Rock"

"Great job friends! Jesus teaches you (point to kids) and me (point to yourself) about God's kingdom, and we can follow Jesus! We have the Bible to teach us how we can follow Jesus! Let's sing our next song!"

SONG: "The B-I-B-L-E"

"Thanks for worshipping with me!"

SLIDE: Theme

"Great singing, friends! Now, let's learn some of God's words from the Bible. (Open hands like a book.) Are you ready? Watch me say the words from the Bible and do the motions, and then you can do them with me!"

VIDEO: Memory Verse Video

"Put God's (point up with two hands)
kingdom (make crown on head with hands)
first." (hold up one finger)
Matthew 6:33 (open hands like a book).

SLIDE: Memory Verse

"Can you do that with me?
(Lead the children to say the Memory Verse with motions once or twice.)

"You guys all did a great job with our memory verse and with our worship songs! Now it's time to turn around (spin around)... sit down (sit down).. Shake the wiggles out (wiggle hands)... so we can hear (cup hands behind ears) what today's Bible Story is all about!"

SLIDE: Theme

12 min

Large Group Bible Story

3 min

Bible Story Intro

What You Need

-  Story Box 1
-  Hand Printout 1

"I have my story box ready. I'm so excited to see what we are learning about God Today. Let's see what I have in here.... It's very light today, it doesn't feel like there's much in here. (Reach in, feel around with a shocked look on your face... then pull out the paper.) This is it... a piece of paper! Wait, it has some instructions on this side I guess we should do what it says... read the instructions to the kids.

- Count your Fingers (1, 2, 3.... 10)
- Wiggle your fingers.
- Give a thumbs up to your Small Group Leader.
- High Five someone sitting beside you.
- Wave to your Large Group leader, hey, that's me!
- Point to the TV we watch Ollie on.

We can use our hands for all kinds of fun things! We can also use them for something pretty powerful, we can use our hands to pray and worship! Let's get ready to watch Ollie and see a story about someone who prayed.

5 min

Wonder Bible Story (Video)

What You Need

No supplies needed

4 min

Wrap Up & Prayer

What You Need

No supplies needed

SLIDE: Bottom Line

"That was a cool Bible Story! Jesus told us this story because He wants us to know that God is not like the judge in the story. God is good, and God always cares for his people! God loves us and God loves to help us. We can pray and talk to God, and never give up, and He will help us. And we know this because **[Bottom Line] Jesus teaches me about God's kingdom. Who teaches you about God's kingdom?** (Pause) **Jesus teaches me about God's kingdom.**

SLIDE: Basic Truth

"Let's look at what our Basic Truth says for today. I am loved by God no matter what so I can love God, love others, and love life. Today's story showed us that God is not like the judge, God loves us always and God loves to help us. Even when things are hard, we can trust that God loves us and we can pray and never give up.





25 min

Small Group Time

7 min

Activity 1- Filled with Treasure




What You Need

	Jewel stickers	Several
	Crayons	1
	"Filled with Treasure" Activity Page	1
	"Treasure Stickers" AP (on circle labels) 1 set/child, 4 sets/page	1

7 min

Activity 2- Parachute Praise

What You Need

	Parachute	1
	Ball Pit Balls	Several
	Basket/Container for Ball Pit Balls	1

"We have had fun this morning, let's get ready to pray.

"Dear God, thank you for loving us so much. You are so good and kind. You are the best, God. Thank You for giving us Jesus so we can learn more about You and Your kingdom. We pray in Jesus' name, Amen. "

LGL dismiss to Small Group

Creating a safe place to connect

What You Say:

Before the Activity: "Come sit at the table with me. Let's add treasures to your treasure chest."

During the Activity: "Look at this big open treasure chest! What do we put inside treasure chests? Treasure! Color your treasure chest. (*Allow children time to color.*) Now let's add your special stickers. This sticker says God is good. (*Have the kids repeat, and give each child a sticker.*) Add this treasure to your treasure chest. (*Pause.*) This sticker (*hold up the sticker*) says 'Put God's kingdom first.' That's our Memory Verse! Add this treasure to your treasure chest. Can anyone say the memory verse? (*Pause, and celebrate any child who tries!*) This is the final sticker, (*hold up the sticker*) it says pray and don't give up. That's what Jesus taught us in the story he told about the woman who didn't give up. Everyone say, 'pray and don't give up.' Now you can add some jewel stickers to make your treasure sparkle! (*Pause.*) Wowee! Look how full your treasure chests are! Every time we pray and don't give up, we are adding treasure to God's kingdom."

After the Activity: "When we pray and don't give up, we show that loving God and His kingdom is most important. Jesus told this story because He wants us to know that God is not like the judge in the story. God is good, and God always cares for His people. He loves us, and He loves to help us! We can pray and talk to God, and never give up, and He will help us. And we know this because Jesus teaches us about God's kingdom.

Who teaches you about God's kingdom? [Bottom Line] Jesus teaches me about God's kingdom."

What You Say:

Before the Activity: "Everyone come stand around our parachute. Make sure you can hold on to the edge of the parachute."


During the Activity: "We are going to have some parachute fun today, but when we wiggle the parachute, we have to do it as quietly as possible (*whisper while you say that part*) so you can hear what I am saying, because I want you to repeat it after me... Ok, here we go! Let's start wiggling the parachute gently and quietly.. (*Add a ball each time you say a phrase and the kids repeat.*)

- Ball 1- God is good (kids repeat)

5 min

Memory Verse with Motions & Prayer

What You Need

 "Memory Verse Card" from Week One in 1 your Bible

- Ball 2- God loves us (kids repeat)
- Ball 3- God helps us (kids repeat)
- Ball 4- We can pray and talk to God (kids repeat)
- Ball 5- God loves me always (kids repeat)
- Ball 6- We can talk to God anywhere (kids repeat)

Repeat a few more rounds, as interest allows.

Option 1 ending: Once you have enough Ball Pit Balls on the parachute for one per child, let the kids wiggle wildly throwing the balls off and then each child goes to get one.

Option 2 ending: Wiggle high, wiggle low and see where the balls go. Instruct kids to have a seat and SGL's and helpers gather the balls.

After the Activity: "Wow! That was fun saying true things about God while bouncing the balls all over with the parachute! We can pray and talk to God anytime, anywhere, and about anything! Jesus teaches us that when we pray and don't give up, God's kingdom grows. **Who teaches you about God's kingdom? [Bottom Line] Jesus teaches me about God's kingdom.** Thank You, Jesus, for teaching us to pray and not give up."

"We have been learning a Bible verse this month about how we can be part of God's kingdom. It says,

Put God's (*point up with two hands*)
kingdom (*put hands on head like a crown*)
first (*hold up one finger*)
Matthew 6:33 (*open hands like a book*).

"Before we say the verse all together as a group, would anyone like to say the verse all by themselves? (Pause and see if any kids want to try. Encourage, celebrate and praise any child that tries!)

"Nice job friends! Now, let's say it all together. (*Go through the verse a few times with your group.*)

"Great job, everyone! God's kingdom is very special and I am so glad we have Jesus to teach us! **Who teaches you about God's kingdom? [Bottom Line] Jesus teaches me about God's kingdom.**




"Yay! (*Clap.*) *Nice job!* I'm so glad that we have Jesus to teach us! Let's take a moment to quiet out bodies and get ready to pray. (*Have kids put both hands up in the air, clap them together once [keep hands clasped], and then lower them down to their lap.*)

"Let's pray, Dear God, thank You that You are good and that You always love us. Thank You that we can pray and never give up. God, I am so happy I got to spend this morning with each kiddo here! Help us put Your kingdom first. Thank You for Jesus, who teaches us about Your kingdom. We love You. In Jesus' name, Amen."

6 min

Parent Pick Up Activity

What You Need

-  Beginner's Bible marked at the correct page 1
-  Kingdom Quest Coloring AP 1
-  Crayons Several

The Parent Pick Up Activity is designed to be a calm and intentional time with your small group. The activities are designed to maintain a more quiet room while parents pick up and allow time for SGL's to chat with their Small Group kids. (Typically Bible reading, coloring, or another sit down activity.)

Today we are going to do a coloring sheet while we wait for parents. This will help kids calm down from the Parachute Fun, as well as allow time for you to chat with kids.

Supplies

Bible Story Intro	Quantity
1. Story Box	1
2. Hand Printout	1

Activity 1- Filled with Treasure	Quantity
1. Jewel stickers	Several
2. Crayons	1
3. "Filled with Treasure" Activity Page	1
4. "Treasure Stickers" AP (on circle labels) 1 set/child, 4 sets/page	1

Activity 2- Parachute Praise	Quantity
1. Parachute	1
2. Ball Pit Balls	Several
3. Basket/Container for Ball Pit Balls	1

Memory Verse with Motions & Prayer	Quantity
1. "Memory Verse Card" from Week One in your Bible	1

Parent Pick Up Activity	Quantity
1. Beginner's Bible marked at the correct page	1
2. Kingdom Quest Coloring AP	1
3. Crayons	Several